

Student Opinion Survey Spring 2007

<b>Ohlone College offers a variety of courses to meet my needs and interests.</b>						
	Strong 'Yes'	'Yes'	'No'	Strong 'No'	No opinion	Response Count
Agree?	21.8% (121)	<b>65.0% (361)</b>	9.0% (50)	1.4% (8)	2.7% (15)	555
Important?	<b>75.5% (416)</b>	23.8% (131)	0.4% (2)	0.4% (2)	0.0% (0)	551
	<b>answered question</b>					<b>557</b>
	<b>skipped question</b>					<b>2</b>

<b>Courses at Ohlone are preparing me for my career or educational goal.</b>						
	Strong 'Yes'	'Yes'	'No'	Strong 'No'	No opinion	Response Count
Agree?	22.9% (127)	<b>63.4% (351)</b>	8.3% (46)	1.1% (6)	4.3% (24)	554
Important?	<b>75.6% (418)</b>	23.3% (129)	0.9% (5)	0.2% (1)	0.0% (0)	553
	<b>answered question</b>					<b>557</b>
	<b>skipped question</b>					<b>2</b>

<b>My instructors are highly skilled teachers and come to classes well prepared.</b>						
	Strong 'Yes'	'Yes'	'No'	Strong 'No'	No opinion	Response Count
Agree?	24.4% (135)	<b>63.5% (351)</b>	6.7% (37)	1.6% (9)	3.8% (21)	553
Important?	<b>75.7% (418)</b>	23.4% (129)	0.7% (4)	0.2% (1)	0.0% (0)	552
	<b>answered question</b>					<b>556</b>
	<b>skipped question</b>					<b>3</b>

<b>My instructors are available to talk with me about my questions and concerns outside of class.</b>						
	Strong 'Yes'	'Yes'	'No'	Strong 'No'	No opinion	Response Count
Agree?	27.2% (151)	<b>56.9% (316)</b>	9.2% (51)	1.8% (10)	4.9% (27)	555
Important?	<b>55.8% (308)</b>	39.5% (218)	4.0% (22)	0.5% (3)	0.2% (1)	552
	<b>answered question</b>					<b>557</b>
	<b>skipped question</b>					<b>2</b>

<b>My instructors have been fair in their grading.</b>						
	Strong 'Yes'	'Yes'	'No'	Strong 'No'	No opinion	Response Count
Agree?	21.1% (117)	<b>60.0% (333)</b>	11.0% (61)	2.2% (12)	5.8% (32)	555
Important?	<b>73.7% (407)</b>	25.0% (138)	0.7% (4)	0.4% (2)	0.2% (1)	552
	<b>answered question</b>					<b>557</b>
	<b>skipped question</b>					<b>2</b>

<b>My instructors give practical examples of how theories apply to real life.</b>						
	Strong 'Yes'	'Yes'	'No'	Strong 'No'	No opinion	Response Count
Agree?	17.9% (99)	<b>55.0% (304)</b>	18.6% (103)	2.2% (12)	6.3% (35)	553
Important?	<b>45.6% (247)</b>	43.9% (238)	9.8% (53)	0.7% (4)	0.0% (0)	542
	<b>answered question</b>					<b>553</b>
	<b>skipped question</b>					<b>6</b>

<b>The quality of instruction is excellent at Ohlone.</b>						
	Strong 'Yes'	'Yes'	'No'	Strong 'No'	No opinion	Response Count
Agree?	11.4% (63)	<b>63.5% (350)</b>	14.3% (79)	2.0% (11)	8.7% (48)	551
Important?	<b>65.0% (358)</b>	32.1% (177)	2.4% (13)	0.4% (2)	0.2% (1)	551
	<b>answered question</b>					<b>557</b>
	<b>skipped question</b>					<b>2</b>

<b>My instructors are responsive to my individual needs.</b>						
	Strong 'Yes'	'Yes'	'No'	Strong 'No'	No opinion	Response Count
Agree?	12.4% (67)	<b>51.8% (281)</b>	22.9% (124)	3.0% (16)	10.0% (54)	542
Important?	<b>47.4% (255)</b>	43.5% (234)	7.2% (39)	1.5% (8)	0.4% (2)	538
	<b>answered question</b>					<b>551</b>
	<b>skipped question</b>					<b>8</b>

<b>My instructors encourage me to be actively involved and participate in class.</b>						
	Strong 'Yes'	'Yes'	'No'	Strong 'No'	No opinion	Response Count
Agree?	18.4% (101)	<b>53.3% (292)</b>	18.1% (99)	3.1% (17)	7.1% (39)	548
Important?	34.9% (190)	<b>43.9% (239)</b>	19.1% (104)	2.0% (11)	0.2% (1)	545
	<b>answered question</b>					<b>554</b>
	<b>skipped question</b>					<b>5</b>

<b>Courses I need are offered at the times that are convenient to my schedule.</b>						
	Strong 'Yes'	'Yes'	'No'	Strong 'No'	No opinion	Response Count
Agree?	13.6% (75)	<b>40.9% (226)</b>	31.6% (175)	10.3% (57)	3.6% (20)	553
Important?	<b>70.8% (390)</b>	27.2% (150)	1.8% (10)	0.2% (1)	0.0% (0)	551
	<b>answered question</b>					<b>557</b>
	<b>skipped question</b>					<b>2</b>

<b>My instructors encourage students to examine different points of view.</b>						
	Strong 'Yes'	'Yes'	'No'	Strong 'No'	No opinion	Response Count
Agree?	15.6% (86)	<b>56.5% (312)</b>	18.5% (102)	2.2% (12)	7.2% (40)	552
Important?	40.5% (223)	<b>47.0% (259)</b>	11.4% (63)	0.9% (5)	0.2% (1)	551
	<b>answered question</b>					<b>556</b>
	<b>skipped question</b>					<b>3</b>

<b>My instructors engage me in learning by using technology in the classroom.</b>						
	Strong 'Yes'	'Yes'	'No'	Strong 'No'	No opinion	Response Count
Agree?	15.8% (87)	<b>44.4% (244)</b>	24.5% (135)	6.0% (33)	9.3% (51)	550
Important?	32.8% (179)	<b>40.1% (219)</b>	24.7% (135)	2.4% (13)	0.0% (0)	546
	<b>answered question</b>					<b>555</b>
	<b>skipped question</b>					<b>4</b>

<b>Sufficient tutoring resources are available in a variety of subjects.</b>						
	Strong 'Yes'	'Yes'	'No'	Strong 'No'	No opinion	Response Count
Agree?	20.5% (113)	<b>43.8% (242)</b>	13.6% (75)	2.5% (14)	19.6% (108)	552
Important?	<b>53.0% (285)</b>	36.6% (197)	8.2% (44)	2.2% (12)	0.0% (0)	538
	<b>answered question</b>					<b>555</b>
	<b>skipped question</b>					<b>4</b>

<b>My grade in a class has improved because I used the on-campus tutoring services.</b>						
	Strong 'Yes'	'Yes'	'No'	Strong 'No'	No opinion	Response Count
Agree?	8.5% (47)	22.3% (123)	21.2% (117)	4.9% (27)	<b>43.0% (237)</b>	551
Important?	<b>38.8% (204)</b>	37.3% (196)	19.8% (104)	3.8% (20)	0.4% (2)	526
	<b>answered question</b>					<b>554</b>
	<b>skipped question</b>					<b>5</b>

<b>The Ohlone library provides me access to the information I need for my assignments.</b>						
	Strong 'Yes'	'Yes'	'No'	Strong 'No'	No opinion	Response Count
Agree?	18.0% (100)	<b>46.7% (259)</b>	10.6% (59)	1.6% (9)	23.1% (128)	555
Important?	<b>51.4% (277)</b>	39.1% (211)	8.2% (44)	1.3% (7)	0.0% (0)	539
	<b>answered question</b>					<b>556</b>
	<b>skipped question</b>					<b>3</b>

<b>The current library hours meet my research and study needs.</b>						
	Strong 'Yes'	'Yes'	'No'	Strong 'No'	No opinion	Response Count
Agree?	20.8% (115)	<b>44.4% (245)</b>	8.9% (49)	5.1% (28)	20.8% (115)	552
Important?	<b>50.1% (271)</b>	37.5% (203)	10.5% (57)	1.7% (9)	0.2% (1)	541
	<b>answered question</b>					<b>553</b>
	<b>skipped question</b>					<b>6</b>

<b>The information provided during Orientation was helpful to me.</b>						
	Strong 'Yes'	'Yes'	'No'	Strong 'No'	No opinion	Response Count
Agree?	11.4% (63)	29.2% (161)	18.0% (99)	5.1% (28)	<b>36.3% (200)</b>	551
Important?	32.2% (168)	<b>40.2% (210)</b>	20.1% (105)	7.1% (37)	0.4% (2)	522
	<b>answered question</b>					<b>553</b>
	<b>skipped question</b>					<b>6</b>

<b>It is convenient, either through WebAdvisor or at the Admissions and Records window, to register for classes.</b>						
	Strong 'Yes'	'Yes'	'No'	Strong 'No'	No opinion	Response Count
Agree?	<b>55.3% (306)</b>	33.8% (187)	6.0% (33)	2.4% (13)	2.5% (14)	553
Important?	<b>75.5% (409)</b>	21.8% (118)	2.4% (13)	0.4% (2)	0.0% (0)	542
	<b>answered question</b>					<b>554</b>
	<b>skipped question</b>					<b>5</b>

<b>Counselors are available when I need to see them.</b>						
	Strong 'Yes'	'Yes'	'No'	Strong 'No'	No opinion	Response Count
Agree?	15.4% (85)	<b>43.5% (240)</b>	20.5% (113)	7.6% (42)	13.0% (72)	552
Important?	<b>66.5% (362)</b>	31.3% (170)	1.1% (6)	0.9% (5)	0.2% (1)	544
	<b>answered question</b>					<b>554</b>
	<b>skipped question</b>					<b>5</b>

<b>There are adequate support services for evening-only students.</b>						
	Strong 'Yes'	'Yes'	'No'	Strong 'No'	No opinion	Response Count
Agree?	6.2% (34)	25.3% (138)	15.4% (84)	4.6% (25)	<b>48.5% (265)</b>	546
Important?	<b>40.6% (211)</b>	38.3% (199)	16.0% (83)	4.6% (24)	0.6% (3)	520
	<b>answered question</b>					<b>550</b>
	<b>skipped question</b>					<b>9</b>

<b>I receive the assistance I need in academic advising and educational planning.</b>						
	Strong 'Yes'	'Yes'	'No'	Strong 'No'	No opinion	Response Count
Agree?	12.0% (66)	<b>46.9% (257)</b>	15.5% (85)	8.2% (45)	17.3% (95)	548
Important?	<b>61.8% (333)</b>	31.5% (170)	5.0% (27)	1.3% (7)	0.4% (2)	539
<i>answered question</i>						<b>554</b>
<i>skipped question</i>						<b>5</b>

<b>I am satisfied with the information I receive about career and transfer options.</b>						
	Strong 'Yes'	'Yes'	'No'	Strong 'No'	No opinion	Response Count
Agree?	13.8% (76)	<b>39.7% (219)</b>	21.6% (119)	6.9% (38)	18.0% (99)	551
Important?	<b>65.1% (352)</b>	31.2% (169)	2.8% (15)	0.9% (5)	0.0% (0)	541
<i>answered question</i>						<b>555</b>
<i>skipped question</i>						<b>4</b>

<b>The waitlist process has made it more efficient to register for the classes I want.</b>						
	Strong 'Yes'	'Yes'	'No'	Strong 'No'	No opinion	Response Count
Agree?	22.6% (125)	<b>37.1% (205)</b>	9.4% (52)	4.2% (23)	26.8% (148)	553
Important?	<b>55.0% (291)</b>	35.5% (188)	7.0% (37)	2.3% (12)	0.2% (1)	529
<i>answered question</i>						<b>555</b>
<i>skipped question</i>						<b>4</b>

<b>I receive satisfactory assistance from the Admissions and Records staff during the registration process.</b>						
	Strong 'Yes'	'Yes'	'No'	Strong 'No'	No opinion	Response Count
Agree?	11.7% (62)	<b>41.9% (223)</b>	16.7% (89)	4.9% (26)	24.8% (132)	532
Important?	<b>51.4% (253)</b>	41.3% (203)	4.5% (22)	1.8% (9)	1.0% (5)	492
<i>answered question</i>						<b>536</b>
<i>skipped question</i>						<b>23</b>

<b>The Financial Aid staff provide me with good customer service.</b>						
	Strong 'Yes'	'Yes'	'No'	Strong 'No'	No opinion	Response Count
Agree?	10.7% (59)	29.8% (164)	9.1% (50)	4.0% (22)	<b>46.4% (255)</b>	550
Important?	<b>47.7% (248)</b>	39.6% (206)	9.4% (49)	3.1% (16)	0.2% (1)	520
	<b>answered question</b>					<b>555</b>
	<b>skipped question</b>					<b>4</b>

<b>I am satisfied with the quality and service available in the Cafeteria and the vending machines.</b>						
	Strong 'Yes'	'Yes'	'No'	Strong 'No'	No opinion	Response Count
Agree?	11.8% (65)	<b>37.3% (205)</b>	14.4% (79)	8.4% (46)	28.1% (154)	549
Important?	37.3% (200)	<b>38.1% (204)</b>	19.8% (106)	4.5% (24)	0.4% (2)	536
	<b>answered question</b>					<b>555</b>
	<b>skipped question</b>					<b>4</b>

<b>Campus security officers are responsive.</b>						
	Strong 'Yes'	'Yes'	'No'	Strong 'No'	No opinion	Response Count
Agree?	11.5% (63)	28.0% (154)	9.8% (54)	6.0% (33)	<b>44.7% (246)</b>	550
Important?	<b>53.2% (278)</b>	34.8% (182)	7.6% (40)	3.8% (20)	0.6% (3)	523
	<b>answered question</b>					<b>554</b>
	<b>skipped question</b>					<b>5</b>

<b>I am satisfied with the availability of textbooks in the Bookstore.</b>						
	Strong 'Yes'	'Yes'	'No'	Strong 'No'	No opinion	Response Count
Agree?	12.8% (70)	<b>45.4% (248)</b>	22.3% (122)	12.1% (66)	7.3% (40)	546
Important?	<b>64.1% (346)</b>	30.9% (167)	3.3% (18)	1.5% (8)	0.2% (1)	540
	<b>answered question</b>					<b>552</b>
	<b>skipped question</b>					<b>7</b>

<b>I receive good customer service at the Bookstore.</b>						
	Strong 'Yes'	'Yes'	'No'	Strong 'No'	No opinion	Response Count
Agree?	27.0% (149)	<b>52.5% (289)</b>	9.1% (50)	5.6% (31)	5.8% (32)	551
Important?	<b>46.4% (250)</b>	44.3% (239)	7.8% (42)	1.5% (8)	0.0% (0)	539
	<b>answered question</b>					<b>553</b>
	<b>skipped question</b>					<b>6</b>

<b>I am satisfied with the service received at the Student Health Center.</b>						
	Strong 'Yes'	'Yes'	'No'	Strong 'No'	No opinion	Response Count
Agree?	13.8% (76)	20.7% (114)	2.5% (14)	0.5% (3)	<b>62.4% (343)</b>	550
Important?	<b>49.2% (246)</b>	36.8% (184)	9.6% (48)	3.6% (18)	0.8% (4)	500
	<b>answered question</b>					<b>552</b>
	<b>skipped question</b>					<b>7</b>

<b>My experiences at Ohlone have been consistent with what I expected from college publications and/or college representatives.</b>						
	Strong 'Yes'	'Yes'	'No'	Strong 'No'	No opinion	Response Count
Agree?	20.4% (112)	<b>55.5% (305)</b>	9.6% (53)	2.2% (12)	12.4% (68)	550
Important?	<b>46.0% (246)</b>	45.4% (243)	6.2% (33)	2.2% (12)	0.2% (1)	535
	<b>answered question</b>					<b>553</b>
	<b>skipped question</b>					<b>6</b>

<b>I have found the Ohlone campus to be a positive and supportive environment to pursue an education.</b>						
	Strong 'Yes'	'Yes'	'No'	Strong 'No'	No opinion	Response Count
Agree?	28.0% (155)	<b>57.3% (317)</b>	5.4% (30)	2.7% (15)	6.5% (36)	553
Important?	<b>62.0% (334)</b>	33.8% (182)	3.3% (18)	0.7% (4)	0.2% (1)	539
	<b>answered question</b>					<b>556</b>
	<b>skipped question</b>					<b>3</b>

<b>The student government effectively represents student interests.</b>						
	Strong 'Yes'	'Yes'	'No'	Strong 'No'	No opinion	Response Count
Agree?	6.5% (36)	20.9% (115)	12.4% (68)	6.9% (38)	<b>53.3% (293)</b>	550
Important?	31.8% (161)	<b>40.1% (203)</b>	19.8% (100)	7.7% (39)	0.6% (3)	506
	<i>answered question</i>					<b>554</b>
	<i>skipped question</i>					<b>5</b>

<b>I am interested in events, clubs, and activities if they are offered at a time when I can attend.</b>						
	Strong 'Yes'	'Yes'	'No'	Strong 'No'	No opinion	Response Count
Agree?	12.3% (68)	30.1% (167)	16.4% (91)	7.0% (39)	<b>34.1% (189)</b>	554
Important?	26.7% (139)	<b>33.7% (175)</b>	30.0% (156)	9.0% (47)	0.6% (3)	520
	<i>answered question</i>					<b>555</b>
	<i>skipped question</i>					<b>4</b>

<b>Ohlone College personnel treat all students with equal respect regardless of their age, ancestry, color, disability, gender, marital status, national origin, parental status, race, religion, sexual orientation, or veteran status.</b>						
	Strong 'Yes'	'Yes'	'No'	Strong 'No'	No opinion	Response Count
Agree?	27.4% (151)	<b>49.1% (271)</b>	8.9% (49)	3.6% (20)	11.1% (61)	552
Important?	<b>68.8% (368)</b>	27.5% (147)	3.0% (16)	0.7% (4)	0.0% (0)	535
	<i>answered question</i>					<b>555</b>
	<i>skipped question</i>					<b>4</b>

<b>The faculty and staff at Ohlone are sufficiently diverse to meet the needs of students.</b>						
	Strong 'Yes'	'Yes'	'No'	Strong 'No'	No opinion	Response Count
Agree?	19.8% (110)	<b>60.5% (336)</b>	5.2% (29)	0.9% (5)	13.5% (75)	555
Important?	<b>50.8% (271)</b>	39.4% (210)	7.9% (42)	1.9% (10)	0.0% (0)	533
	<i>answered question</i>					<b>555</b>
	<i>skipped question</i>					<b>4</b>

<b>The College promotes positive interaction among students from diverse backgrounds.</b>						
	Strong 'Yes'	'Yes'	'No'	Strong 'No'	No opinion	Response Count
Agree?	20.0% (111)	<b>51.9% (288)</b>	7.7% (43)	2.0% (11)	18.4% (102)	555
Important?	<b>44.2% (236)</b>	43.6% (233)	9.2% (49)	2.6% (14)	0.4% (2)	534
	<b>answered question</b>					<b>556</b>
	<b>skipped question</b>					<b>3</b>

<b>The College policies and practices demonstrate appropriate concern for issues of equity and diversity.</b>						
	Strong 'Yes'	'Yes'	'No'	Strong 'No'	No opinion	Response Count
Agree?	17.9% (98)	<b>51.7% (284)</b>	4.4% (24)	1.6% (9)	24.4% (134)	549
Important?	<b>45.8% (240)</b>	43.7% (229)	7.3% (38)	2.7% (14)	0.6% (3)	524
	<b>answered question</b>					<b>553</b>
	<b>skipped question</b>					<b>6</b>

<b>I have been made to feel comfortable here by staff and other students.</b>						
	Strong 'Yes'	'Yes'	'No'	Strong 'No'	No opinion	Response Count
Agree?	24.0% (133)	<b>57.1% (317)</b>	6.3% (35)	2.5% (14)	10.1% (56)	555
Important?	<b>53.7% (286)</b>	40.3% (215)	5.3% (28)	0.6% (3)	0.2% (1)	533
	<b>answered question</b>					<b>556</b>
	<b>skipped question</b>					<b>3</b>

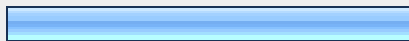

<b>Campus facilities are well-maintained and provide a comfortable environment.</b>						
	Strong 'Yes'	'Yes'	'No'	Strong 'No'	No opinion	Response Count
Agree?	20.2% (112)	<b>54.0% (299)</b>	14.8% (82)	5.1% (28)	6.0% (33)	554
Important?	<b>55.7% (299)</b>	41.0% (220)	2.6% (14)	0.7% (4)	0.0% (0)	537
	<b>answered question</b>					<b>556</b>
	<b>skipped question</b>					<b>3</b>



<b>The campus' landscaped areas are attractive.</b>						
	Strong 'Yes'	'Yes'	'No'	Strong 'No'	No opinion	Response Count
Agree?	20.8% (115)	<b>40.9% (226)</b>	17.0% (94)	9.2% (51)	12.1% (67)	553
Important?	36.6% (196)	<b>40.3% (216)</b>	17.9% (96)	5.0% (27)	0.2% (1)	536
	<b>answered question</b>					<b>556</b>
	<b>skipped question</b>					<b>3</b>

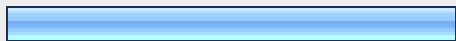
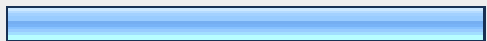
<b>I feel safe on campus.</b>						
	Strong 'Yes'	'Yes'	'No'	Strong 'No'	No opinion	Response Count
Agree?	30.7% (170)	<b>53.1% (294)</b>	7.2% (40)	2.3% (13)	6.7% (37)	554
Important?	<b>67.9% (364)</b>	28.0% (150)	2.6% (14)	1.3% (7)	0.2% (1)	536
	<b>answered question</b>					<b>555</b>
	<b>skipped question</b>					<b>4</b>

<b>I would recommend taking classes at Ohlone.</b>						
	Strong 'Yes'	'Yes'	'No'	Strong 'No'	No opinion	Response Count
Agree?	33.1% (183)	<b>52.6% (291)</b>	4.2% (23)	2.9% (16)	7.2% (40)	553
Important?	<b>50.1% (267)</b>	41.8% (223)	5.8% (31)	2.3% (12)	0.0% (0)	533
	<b>answered question</b>					<b>556</b>
	<b>skipped question</b>					<b>3</b>

<b>If I had it to do over again, I would attend Ohlone.</b>						
	Strong 'Yes'	'Yes'	'No'	Strong 'No'	No opinion	Response Count
Agree?	30.3% (168)	<b>39.7% (220)</b>	8.7% (48)	6.1% (34)	15.2% (84)	554
Important?	<b>45.1% (239)</b>	39.4% (209)	10.8% (57)	4.5% (24)	0.2% (1)	530
	<b>answered question</b>					<b>556</b>
	<b>skipped question</b>					<b>3</b>

<b>I have completed a Student Educational Plan (SEP) with the Counseling Department.</b>			<b>Response Percent</b>	<b>Response Count</b>
Yes			43.4%	233
No			56.6%	304
			<i>answered question</i>	<b>537</b>
			<i>skipped question</i>	<b>22</b>

<b>If you answered 'Yes,' please complete the following: My SEP minimizes class conflicts at registration.</b>			<b>Response Percent</b>	<b>Response Count</b>
Yes			52.5%	178
No			47.5%	161
			<i>answered question</i>	<b>339</b>
			<i>skipped question</i>	<b>220</b>

<b>I took all the classes recommended on my SEP.</b>			<b>Response Percent</b>	<b>Response Count</b>
Yes			48.8%	156
No			51.3%	164
			<i>answered question</i>	<b>320</b>
			<i>skipped question</i>	<b>239</b>













If you answered 'No,' please share with us your reasons:			Response Percent	Response Count
<b>Scheduling conflicts between recommended classes</b>			43.9%	72
Recommended class conflicted with another class I wanted to take			26.8%	44
Recommended class conflicted with other responsibilities (work, etc.) in my schedule			32.9%	54
I have chosen not to follow my SEP			26.2%	43
Other (please specify)			2.4%	4
			<b>answered question</b>	<b>164</b>
			<b>skipped question</b>	<b>395</b>



Pick the top 3 items from this survey, write down the item number, and tell us why the item was of importance or concern. Please add suggestions for improvement.			Response Count
			306
			<b>answered question</b>
			<b>306</b>
			<b>skipped question</b>
			<b>253</b>







What is your gender?			Response Percent	Response Count
Female			49.4%	272
Male			50.6%	279
			<b>answered question</b>	<b>551</b>
			<b>skipped question</b>	<b>8</b>









What is your age?			Response Percent	Response Count
Under 18			1.6%	9
<b>18-20</b>			<b>69.5%</b>	387
21-24			20.7%	115
25-29			3.8%	21
30-39			2.3%	13
40-49			1.6%	9
50-59			0.0%	0
60+			0.5%	3
			<b>answered question</b>	<b>557</b>
			<b>skipped question</b>	<b>2</b>




What is your primary ethnicity?			Response Percent	Response Count
African American/Black			2.4%	13
<b>Asian</b>			<b>30.6%</b>	169
Filipino			10.3%	57
Hispanic/Latino			14.0%	77
Middle Eastern			4.0%	22
Native American			0.5%	3
Pacific Islander			0.9%	5
White			28.4%	157
Decline to state			4.2%	23
Other (please specify)			4.7%	26
			<b>answered question</b>	<b>552</b>
			<b>skipped question</b>	<b>7</b>




What is the primary language spoken in your home?			Response Percent	Response Count
English			67.1%	369
Arabic			1.1%	6
Chinese			8.7%	48
Farsi			2.6%	14
Hindi			2.6%	14
Japanese			0.4%	2
Korean			0.6%	3
Russian			0.4%	2
Spanish			4.6%	25
Tagalog			2.4%	13
Vietnamese			2.6%	14
Other (please specify)			7.3%	40
			<b>answered question</b>	<b>550</b>
			<b>skipped question</b>	<b>9</b>



Do you have a disability?			Response Percent	Response Count
Yes			3.3%	17
No			96.7%	505
			<b>answered question</b>	<b>522</b>
			<b>skipped question</b>	<b>37</b>






<b>What is your current employment status?</b>			<b>Response Percent</b>	<b>Response Count</b>
<b>Not employed</b>			<b>35.9%</b>	200
Part-time (less than 10 hours a week)			8.6%	48
Part-time (10-19 hours a week)			23.5%	131
Part-time (20-29 hours a week)			20.8%	116
Full-time (30-40 hours a week)			8.6%	48
More than full-time (more than 40 hours a week)			2.5%	14
			<b><i>answered question</i></b>	<b>557</b>
			<b><i>skipped question</i></b>	<b>2</b>

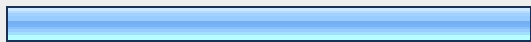

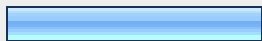










<b>What was your total family income last year?</b>			<b>Response Percent</b>	<b>Response Count</b>
\$0 - \$19,999			11.6%	61
\$20,000 - \$39,999			10.7%	56
\$40,000 - \$59,999			6.1%	32
\$60,000 - \$74,999			7.1%	37
\$75,000 - \$99,999			8.0%	42
\$100,000 - \$149,000			10.5%	55
\$150,000 - \$199,000			4.4%	23
\$200,000 or more			4.0%	21
<b>Decline to state</b>			<b>37.6%</b>	197
			<b><i>answered question</i></b>	<b>524</b>
			<b><i>skipped question</i></b>	<b>35</b>

Where are you currently taking Ohlone classes?			Response Percent	Response Count
Fremont campus only			87.6%	488
Newark area only			0.4%	2
Both Fremont campus and Newark area			12.0%	67
			<b>answered question</b>	<b>557</b>
			<b>skipped question</b>	<b>2</b>

When are you primarily attending Ohlone classes this semester?			Response Percent	Response Count
Day only			51.4%	285
Evening only			4.2%	23
Day and evening			44.4%	246
Weekends only			0.0%	0
			<b>answered question</b>	<b>554</b>
			<b>skipped question</b>	<b>5</b>

How many units are you taking at Ohlone this semester?			Response Percent	Response Count
Less than 6 units			0.0%	0
6-11.5 units			0.0%	0
12-17.5 units			91.2%	510
18 units or more			8.8%	49
			<b>answered question</b>	<b>559</b>
			<b>skipped question</b>	<b>0</b>

How many semesters have you attended Ohlone, including this one?			Response Percent	Response Count
One			12.8%	70
<b>Two</b>			<b>32.4%</b>	178
Three			14.9%	82
Four			19.1%	105
Five or more			20.8%	114
			<b>answered question</b>	<b>549</b>
			<b>skipped question</b>	<b>10</b>

What is your current primary educational goal at Ohlone? (Select only one)			Response Percent	Response Count
<b>Transfer after obtaining AA/AS</b>			<b>56.8%</b>	316
Obtain AA/AS, not transfer			4.0%	22
Transfer without AA/AS			27.2%	151
Obtain vocational degree			0.4%	2
Obtain a certificate			0.5%	3
Maintain certificate or license			0.5%	3
Formulate career plans			1.8%	10
Acquire job skills			0.2%	1
Update job skills			0.2%	1
Basic skills improvement			0.5%	3
GED/high school			1.3%	7
Leisure/Personal enrichment			0.5%	3
Undecided			6.1%	34
			<b>answered question</b>	<b>556</b>
			<b>skipped question</b>	<b>3</b>

<b>Please identify your major. (Select only one)</b>			<b>Response Percent</b>	<b>Response Count</b>
Administration of Justice			4.0%	22
Biotechnology			0.0%	0
<b>Business (including Administration, Accounting)</b>			<b>25.8%</b>	142
Computer Science (including Computer Engineering, Networks)			4.0%	22
Deaf Studies/ASL/Interpreter Prep			0.6%	3
Early Childhood Studies			1.6%	9
English/Journalism			2.7%	15
Exercise Science/Athletic Training			0.7%	4
Entertainment Design Technology/Broadcasting			2.6%	14
Graphic Arts/Multimedia/Interior Design			2.7%	15
Health Sciences (Nursing, PTA, RT)			9.1%	50
Liberal Arts			4.7%	26
Mathematics/Engineering			4.2%	23
Music			1.1%	6
Natural Sciences (including Biology, Chemistry, Physics, Geology)			5.8%	32
Real Estate			0.2%	1
Social Sciences			5.1%	28
Speech Communication			2.0%	11
Undecided			12.6%	69
Other (please specify)			10.6%	58
		<b>answered question</b>		<b>550</b>
		<b>skipped question</b>		<b>9</b>