

Student Opinion Survey Spring 2007

Ohlone College offers a variety of courses to meet my needs and interests.						
	Strong 'Yes'	'Yes'	'No'	Strong 'No'	No opinion	Response Count
Agree?	22.5% (260)	64.3% (741)	8.9% (103)	1.6% (18)	2.7% (31)	1153
Important?	72.4% (822)	26.8% (304)	0.6% (7)	0.2% (2)	0.1% (1)	1136
	answered question					1157
	skipped question					3

Courses at Ohlone are preparing me for my career or educational goal.						
	Strong 'Yes'	'Yes'	'No'	Strong 'No'	No opinion	Response Count
Agree?	25.5% (294)	62.4% (719)	6.6% (76)	0.9% (10)	4.6% (53)	1152
Important?	73.2% (832)	25.1% (285)	1.3% (15)	0.3% (3)	0.2% (2)	1137
	answered question					1158
	skipped question					2

My instructors are highly skilled teachers and come to classes well prepared.						
	Strong 'Yes'	'Yes'	'No'	Strong 'No'	No opinion	Response Count
Agree?	29.6% (341)	58.1% (669)	6.3% (73)	1.7% (20)	4.2% (48)	1151
Important?	73.2% (831)	24.8% (282)	1.3% (15)	0.5% (6)	0.1% (1)	1135
	answered question					1156
	skipped question					4

My instructors are available to talk with me about my questions and concerns outside of class.						
	Strong 'Yes'	'Yes'	'No'	Strong 'No'	No opinion	Response Count
Agree?	29.0% (333)	56.0% (643)	7.8% (90)	1.3% (15)	5.9% (68)	1149
Important?	55.4% (627)	39.3% (444)	4.6% (52)	0.4% (4)	0.4% (4)	1131
	answered question					1155
	skipped question					5

My instructors have been fair in their grading.						
	Strong 'Yes'	'Yes'	'No'	Strong 'No'	No opinion	Response Count
Agree?	25.2% (289)	58.8% (676)	8.2% (94)	1.9% (22)	5.9% (68)	1149
Important?	70.1% (792)	27.6% (312)	1.7% (19)	0.4% (4)	0.3% (3)	1130
	<i>answered question</i>					1154
	<i>skipped question</i>					6

My instructors give practical examples of how theories apply to real life.						
	Strong 'Yes'	'Yes'	'No'	Strong 'No'	No opinion	Response Count
Agree?	23.7% (270)	52.5% (599)	14.6% (167)	2.7% (31)	6.5% (74)	1141
Important?	49.3% (549)	41.7% (464)	8.3% (93)	0.5% (6)	0.2% (2)	1114
	<i>answered question</i>					1149
	<i>skipped question</i>					11

The quality of instruction is excellent at Ohlone.						
	Strong 'Yes'	'Yes'	'No'	Strong 'No'	No opinion	Response Count
Agree?	16.3% (187)	61.8% (708)	11.3% (129)	1.8% (21)	8.8% (101)	1146
Important?	65.5% (736)	31.5% (354)	2.1% (24)	0.4% (5)	0.4% (5)	1124
	<i>answered question</i>					1154
	<i>skipped question</i>					6

My instructors are responsive to my individual needs.						
	Strong 'Yes'	'Yes'	'No'	Strong 'No'	No opinion	Response Count
Agree?	16.5% (187)	52.8% (597)	18.0% (203)	2.2% (25)	10.4% (118)	1130
Important?	49.0% (542)	43.3% (479)	6.3% (70)	0.8% (9)	0.5% (6)	1106
	<i>answered question</i>					1147
	<i>skipped question</i>					13

My instructors encourage me to be actively involved and participate in class.						
	Strong 'Yes'	'Yes'	'No'	Strong 'No'	No opinion	Response Count
Agree?	23.5% (268)	53.7% (612)	13.4% (153)	2.2% (25)	7.2% (82)	1140
Important?	38.1% (427)	44.2% (495)	15.7% (176)	1.6% (18)	0.4% (4)	1120
	<i>answered question</i>					1150
	<i>skipped question</i>					10

Courses I need are offered at the times that are convenient to my schedule.						
	Strong 'Yes'	'Yes'	'No'	Strong 'No'	No opinion	Response Count
Agree?	15.0% (173)	41.7% (479)	29.0% (333)	10.2% (117)	4.2% (48)	1150
Important?	70.6% (796)	27.1% (306)	2.1% (24)	0.1% (1)	0.1% (1)	1128
	<i>answered question</i>					1155
	<i>skipped question</i>					5

My instructors encourage students to examine different points of view.						
	Strong 'Yes'	'Yes'	'No'	Strong 'No'	No opinion	Response Count
Agree?	18.1% (207)	56.9% (651)	14.2% (163)	1.8% (21)	8.9% (102)	1144
Important?	40.1% (452)	48.0% (541)	10.6% (120)	1.1% (12)	0.2% (2)	1127
	<i>answered question</i>					1152
	<i>skipped question</i>					8

My instructors engage me in learning by using technology in the classroom.						
	Strong 'Yes'	'Yes'	'No'	Strong 'No'	No opinion	Response Count
Agree?	17.4% (199)	45.5% (522)	20.5% (235)	5.2% (60)	11.3% (130)	1146
Important?	34.1% (380)	41.8% (467)	21.7% (242)	2.3% (26)	0.1% (1)	1116
	<i>answered question</i>					1152
	<i>skipped question</i>					8

Sufficient tutoring resources are available in a variety of subjects.						
	Strong 'Yes'	'Yes'	'No'	Strong 'No'	No opinion	Response Count
Agree?	18.1% (207)	42.7% (487)	13.2% (151)	3.0% (34)	23.0% (262)	1141
Important?	50.3% (548)	38.3% (417)	9.0% (98)	2.3% (25)	0.2% (2)	1090
	answered question					1147
	skipped question					13

My grade in a class has improved because I used the on-campus tutoring services.						
	Strong 'Yes'	'Yes'	'No'	Strong 'No'	No opinion	Response Count
Agree?	7.5% (86)	21.8% (249)	18.7% (214)	5.6% (64)	46.4% (530)	1143
Important?	35.7% (377)	39.6% (419)	19.4% (205)	4.3% (45)	1.0% (11)	1057
	answered question					1149
	skipped question					11

The Ohlone library provides me access to the information I need for my assignments.						
	Strong 'Yes'	'Yes'	'No'	Strong 'No'	No opinion	Response Count
Agree?	16.1% (185)	42.4% (486)	9.9% (114)	2.5% (29)	29.0% (333)	1147
Important?	48.0% (518)	40.3% (435)	9.6% (104)	1.7% (18)	0.5% (5)	1080
	answered question					1150
	skipped question					10

The current library hours meet my research and study needs.						
	Strong 'Yes'	'Yes'	'No'	Strong 'No'	No opinion	Response Count
Agree?	17.2% (196)	39.9% (455)	9.7% (111)	5.3% (60)	28.0% (319)	1141
Important?	48.1% (522)	38.2% (415)	11.2% (121)	2.2% (24)	0.3% (3)	1085
	answered question					1147
	skipped question					13

The information provided during Orientation was helpful to me.						
	Strong 'Yes'	'Yes'	'No'	Strong 'No'	No opinion	Response Count
Agree?	10.5% (119)	30.7% (349)	13.0% (147)	4.6% (52)	41.2% (468)	1135
Important?	32.9% (346)	41.4% (435)	18.2% (191)	6.8% (71)	0.8% (8)	1051
	<i>answered question</i>					1141
	<i>skipped question</i>					19

It is convenient, either through WebAdvisor or at the Admissions and Records window, to register for classes.						
	Strong 'Yes'	'Yes'	'No'	Strong 'No'	No opinion	Response Count
Agree?	50.7% (581)	36.0% (413)	6.3% (72)	2.8% (32)	4.2% (48)	1146
Important?	71.0% (788)	25.6% (284)	2.9% (32)	0.4% (4)	0.2% (2)	1110
	<i>answered question</i>					1148
	<i>skipped question</i>					12

Counselors are available when I need to see them.						
	Strong 'Yes'	'Yes'	'No'	Strong 'No'	No opinion	Response Count
Agree?	14.8% (169)	41.5% (474)	18.7% (214)	7.3% (84)	17.7% (202)	1143
Important?	61.2% (669)	34.8% (381)	2.9% (32)	0.7% (8)	0.4% (4)	1094
	<i>answered question</i>					1148
	<i>skipped question</i>					12

There are adequate support services for evening-only students.						
	Strong 'Yes'	'Yes'	'No'	Strong 'No'	No opinion	Response Count
Agree?	6.3% (71)	24.1% (271)	17.5% (197)	6.4% (72)	45.6% (513)	1124
Important?	42.9% (450)	38.9% (408)	13.3% (140)	4.0% (42)	1.0% (10)	1050
	<i>answered question</i>					1135
	<i>skipped question</i>					25

I receive the assistance I need in academic advising and educational planning.						
	Strong 'Yes'	'Yes'	'No'	Strong 'No'	No opinion	Response Count
Agree?	12.3% (140)	42.8% (487)	15.1% (172)	6.1% (70)	23.7% (270)	1139
Important?	56.0% (605)	36.2% (391)	5.8% (63)	1.6% (17)	0.5% (5)	1081
<i>answered question</i>						1146
<i>skipped question</i>						14

I am satisfied with the information I receive about career and transfer options.						
	Strong 'Yes'	'Yes'	'No'	Strong 'No'	No opinion	Response Count
Agree?	13.0% (148)	37.4% (426)	18.6% (212)	6.1% (69)	24.9% (284)	1139
Important?	58.2% (632)	35.7% (388)	4.4% (48)	1.5% (16)	0.2% (2)	1086
<i>answered question</i>						1145
<i>skipped question</i>						15

The waitlist process has made it more efficient to register for the classes I want.						
	Strong 'Yes'	'Yes'	'No'	Strong 'No'	No opinion	Response Count
Agree?	20.9% (238)	37.2% (424)	8.9% (101)	4.5% (51)	28.6% (326)	1140
Important?	51.1% (546)	37.5% (400)	7.9% (84)	3.0% (32)	0.6% (6)	1068
<i>answered question</i>						1146
<i>skipped question</i>						14

I receive satisfactory assistance from the Admissions and Records staff during the registration process.						
	Strong 'Yes'	'Yes'	'No'	Strong 'No'	No opinion	Response Count
Agree?	12.0% (132)	43.7% (481)	14.7% (162)	4.4% (48)	25.2% (277)	1100
Important?	49.2% (493)	43.3% (434)	4.9% (49)	1.7% (17)	0.9% (9)	1002
<i>answered question</i>						1113
<i>skipped question</i>						47

The Financial Aid staff provide me with good customer service.						
	Strong 'Yes'	'Yes'	'No'	Strong 'No'	No opinion	Response Count
Agree?	9.7% (110)	26.1% (295)	8.9% (101)	3.6% (41)	51.6% (582)	1129
Important?	45.1% (464)	39.0% (401)	11.8% (121)	3.6% (37)	0.6% (6)	1029
	<i>answered question</i>					1142
	<i>skipped question</i>					18

I am satisfied with the quality and service available in the Cafeteria and the vending machines.						
	Strong 'Yes'	'Yes'	'No'	Strong 'No'	No opinion	Response Count
Agree?	10.7% (121)	31.7% (359)	13.0% (147)	8.2% (93)	36.5% (413)	1133
Important?	34.3% (365)	38.3% (407)	21.2% (225)	5.5% (58)	0.8% (8)	1063
	<i>answered question</i>					1146
	<i>skipped question</i>					14

Campus security officers are responsive.						
	Strong 'Yes'	'Yes'	'No'	Strong 'No'	No opinion	Response Count
Agree?	10.3% (116)	28.0% (316)	9.2% (104)	5.3% (60)	47.2% (532)	1128
Important?	49.6% (517)	37.7% (393)	8.0% (83)	3.8% (40)	1.0% (10)	1043
	<i>answered question</i>					1141
	<i>skipped question</i>					19

I am satisfied with the availability of textbooks in the Bookstore.						
	Strong 'Yes'	'Yes'	'No'	Strong 'No'	No opinion	Response Count
Agree?	11.7% (131)	47.5% (532)	20.3% (227)	9.6% (107)	11.0% (123)	1120
Important?	58.6% (634)	35.2% (381)	4.5% (49)	1.1% (12)	0.5% (5)	1081
	<i>answered question</i>					1137
	<i>skipped question</i>					23

I receive good customer service at the Bookstore.						
	Strong 'Yes'	'Yes'	'No'	Strong 'No'	No opinion	Response Count
Agree?	24.7% (281)	55.0% (625)	7.6% (86)	4.6% (52)	8.1% (92)	1136
Important?	43.3% (471)	47.7% (519)	7.5% (82)	1.2% (13)	0.3% (3)	1088
	answered question					1142
	skipped question					18

I am satisfied with the service received at the Student Health Center.						
	Strong 'Yes'	'Yes'	'No'	Strong 'No'	No opinion	Response Count
Agree?	12.8% (144)	20.5% (231)	2.4% (27)	0.7% (8)	63.7% (719)	1129
Important?	43.8% (439)	39.8% (399)	11.5% (115)	3.6% (36)	1.3% (13)	1002
	answered question					1136
	skipped question					24

My experiences at Ohlone have been consistent with what I expected from college publications and/or college representatives.						
	Strong 'Yes'	'Yes'	'No'	Strong 'No'	No opinion	Response Count
Agree?	19.2% (217)	54.5% (618)	8.4% (95)	2.1% (24)	15.8% (179)	1133
Important?	45.6% (486)	45.9% (489)	6.5% (69)	1.6% (17)	0.5% (5)	1066
	answered question					1138
	skipped question					22

I have found the Ohlone campus to be a positive and supportive environment to pursue an education.						
	Strong 'Yes'	'Yes'	'No'	Strong 'No'	No opinion	Response Count
Agree?	26.5% (301)	58.0% (660)	4.9% (56)	2.2% (25)	8.4% (95)	1137
Important?	57.9% (626)	37.1% (401)	3.8% (41)	0.6% (7)	0.6% (6)	1081
	answered question					1141
	skipped question					19

The student government effectively represents student interests.						
	Strong 'Yes'	'Yes'	'No'	Strong 'No'	No opinion	Response Count
Agree?	6.6% (74)	22.7% (256)	9.4% (106)	5.2% (59)	56.2% (634)	1129
Important?	30.1% (302)	40.5% (406)	20.8% (209)	7.7% (77)	0.9% (9)	1003
	<i>answered question</i>					1135
	<i>skipped question</i>					25

I am interested in events, clubs, and activities if they are offered at a time when I can attend.						
	Strong 'Yes'	'Yes'	'No'	Strong 'No'	No opinion	Response Count
Agree?	10.3% (117)	29.9% (340)	12.1% (137)	6.7% (76)	41.0% (466)	1136
Important?	24.8% (256)	34.0% (352)	30.6% (316)	9.7% (100)	1.0% (10)	1034
	<i>answered question</i>					1139
	<i>skipped question</i>					21

Ohlone College personnel treat all students with equal respect regardless of their age, ancestry, color, disability, gender, marital status, national origin, parental status, race, religion, sexual orientation, or veteran status.						
	Strong 'Yes'	'Yes'	'No'	Strong 'No'	No opinion	Response Count
Agree?	27.7% (314)	46.5% (527)	7.4% (84)	3.6% (41)	14.8% (168)	1134
Important?	65.2% (701)	30.0% (322)	3.1% (33)	1.6% (17)	0.2% (2)	1075
	<i>answered question</i>					1140
	<i>skipped question</i>					20

The faculty and staff at Ohlone are sufficiently diverse to meet the needs of students.						
	Strong 'Yes'	'Yes'	'No'	Strong 'No'	No opinion	Response Count
Agree?	20.0% (226)	55.8% (631)	5.6% (63)	1.1% (12)	17.5% (198)	1130
Important?	48.1% (511)	42.1% (447)	7.5% (80)	2.0% (21)	0.3% (3)	1062
	<i>answered question</i>					1135
	<i>skipped question</i>					25

The College promotes positive interaction among students from diverse backgrounds.						
	Strong 'Yes'	'Yes'	'No'	Strong 'No'	No opinion	Response Count
Agree?	19.9% (226)	49.2% (558)	5.4% (61)	1.8% (20)	23.7% (269)	1134
Important?	42.3% (448)	44.9% (476)	9.3% (99)	2.8% (30)	0.6% (6)	1059
	<i>answered question</i>					1139
	<i>skipped question</i>					21

The College policies and practices demonstrate appropriate concern for issues of equity and diversity.						
	Strong 'Yes'	'Yes'	'No'	Strong 'No'	No opinion	Response Count
Agree?	17.8% (199)	47.3% (530)	4.1% (46)	1.4% (16)	29.4% (330)	1121
Important?	43.4% (448)	45.9% (474)	7.2% (74)	2.8% (29)	0.7% (7)	1032
	<i>answered question</i>					1128
	<i>skipped question</i>					32

I have been made to feel comfortable here by staff and other students.						
	Strong 'Yes'	'Yes'	'No'	Strong 'No'	No opinion	Response Count
Agree?	23.6% (267)	57.2% (648)	6.0% (68)	1.9% (21)	11.3% (128)	1132
Important?	50.8% (544)	43.0% (460)	4.2% (45)	1.5% (16)	0.5% (5)	1070
	<i>answered question</i>					1137
	<i>skipped question</i>					23

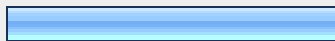

Campus facilities are well-maintained and provide a comfortable environment.						
	Strong 'Yes'	'Yes'	'No'	Strong 'No'	No opinion	Response Count
Agree?	19.7% (224)	53.9% (613)	13.7% (156)	4.6% (52)	8.1% (92)	1137
Important?	51.6% (553)	43.8% (469)	3.4% (36)	0.9% (10)	0.3% (3)	1071
	<i>answered question</i>					1141
	<i>skipped question</i>					19



The campus' landscaped areas are attractive.						
	Strong 'Yes'	'Yes'	'No'	Strong 'No'	No opinion	Response Count
Agree?	20.0% (227)	40.6% (460)	16.1% (183)	8.0% (91)	15.3% (173)	1134
Important?	34.6% (368)	42.5% (453)	17.4% (185)	5.2% (55)	0.4% (4)	1065
	answered question					1140
	skipped question					20

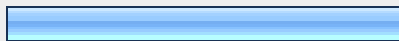
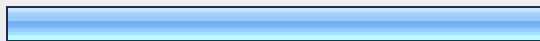
I feel safe on campus.						
	Strong 'Yes'	'Yes'	'No'	Strong 'No'	No opinion	Response Count
Agree?	26.9% (306)	54.1% (615)	8.5% (97)	2.7% (31)	7.7% (87)	1136
Important?	64.4% (695)	31.7% (342)	2.7% (29)	1.0% (11)	0.3% (3)	1080
	answered question					1140
	skipped question					20






I would recommend taking classes at Ohlone.						
	Strong 'Yes'	'Yes'	'No'	Strong 'No'	No opinion	Response Count
Agree?	32.5% (369)	54.5% (619)	3.3% (38)	2.1% (24)	7.5% (85)	1135
Important?	47.0% (503)	44.9% (480)	6.2% (66)	1.6% (17)	0.4% (4)	1070
	answered question					1141
	skipped question					19

If I had it to do over again, I would attend Ohlone.						
	Strong 'Yes'	'Yes'	'No'	Strong 'No'	No opinion	Response Count
Agree?	29.1% (330)	45.5% (516)	6.6% (75)	4.9% (56)	13.8% (156)	1133
Important?	44.2% (469)	42.5% (451)	9.4% (100)	3.2% (34)	0.6% (6)	1060
	answered question					1140
	skipped question					20



I have completed a Student Educational Plan (SEP) with the Counseling Department.			Response Percent	Response Count
Yes			35.3%	385
No			64.7%	705
			<i>answered question</i>	1090
			<i>skipped question</i>	70

If you answered 'Yes,' please complete the following: My SEP minimizes class conflicts at registration.			Response Percent	Response Count
Yes			45.1%	300
No			55.0%	366
			<i>answered question</i>	666
			<i>skipped question</i>	494

I took all the classes recommended on my SEP.			Response Percent	Response Count
Yes			42.9%	267
No			57.1%	356
			<i>answered question</i>	623
			<i>skipped question</i>	537













If you answered 'No,' please share with us your reasons:			Response Percent	Response Count
Scheduling conflicts between recommended classes			38.2%	120
Recommended class conflicted with another class I wanted to take			28.7%	90
Recommended class conflicted with other responsibilities (work, etc.) in my schedule			37.6%	118
I have chosen not to follow my SEP			30.3%	95
Other (please specify)			1.6%	5
			answered question	314
			skipped question	846



Pick the top 3 items from this survey, write down the item number, and tell us why the item was of importance or concern. Please add suggestions for improvement.			Response Count
			566
			answered question
			566
			skipped question
			594







What is your gender?			Response Percent	Response Count
Female			54.8%	540
Male			45.2%	445
			answered question	985
			skipped question	175






What is your age?			Response Percent	Response Count
Under 18			2.2%	22
18-20			50.2%	498
21-24			20.5%	203
25-29			10.0%	99
30-39			9.7%	96
40-49			5.1%	51
50-59			1.8%	18
60+			0.5%	5
			answered question	992
			skipped question	168




What is your primary ethnicity?			Response Percent	Response Count
African American/Black			3.4%	34
Asian			33.4%	330
Filipino			10.8%	107
Hispanic/Latino			11.9%	118
Middle Eastern			3.5%	35
Native American			0.6%	6
Pacific Islander			2.0%	20
White			26.6%	263
Decline to state			3.7%	37
Other (please specify)			3.9%	39
			answered question	989
			skipped question	171




What is the primary language spoken in your home?			Response Percent	Response Count
English			64.2%	634
Arabic			0.7%	7
Chinese			10.5%	104
Farsi			2.7%	27
Hindi			2.5%	25
Japanese			0.4%	4
Korean			0.5%	5
Russian			0.7%	7
Spanish			3.9%	38
Tagalog			2.6%	26
Vietnamese			2.3%	23
Other (please specify)			8.8%	87
			answered question	987
			skipped question	173





Do you have a disability?			Response Percent	Response Count
Yes			5.6%	52
No			94.4%	883
			answered question	935
			skipped question	225






What is your current employment status?			Response Percent	Response Count
Not employed			33.2%	330
Part-time (less than 10 hours a week)			6.8%	68
Part-time (10-19 hours a week)			18.2%	181
Part-time (20-29 hours a week)			19.2%	191
Full-time (30-40 hours a week)			18.1%	180
More than full-time (more than 40 hours a week)			4.4%	44
			answered question	994
			skipped question	166














What was your total family income last year?			Response Percent	Response Count
\$0 - \$19,999			11.2%	104
\$20,000 - \$39,999			12.3%	114
\$40,000 - \$59,999			7.5%	70
\$60,000 - \$74,999			8.5%	79
\$75,000 - \$99,999			8.6%	80
\$100,000 - \$149,000			10.6%	98
\$150,000 - \$199,000			4.4%	41
\$200,000 or more			3.4%	32
Decline to state			33.5%	311
			answered question	929
			skipped question	231




















Where are you currently taking Ohlone classes?			Response Percent	Response Count
Fremont campus only			84.5%	836
Newark area only			3.9%	39
Both Fremont campus and Newark area			11.5%	114
			answered question	989
			skipped question	171

When are you primarily attending Ohlone classes this semester?			Response Percent	Response Count
Day only			45.5%	448
Evening only			21.7%	214
Day and evening			32.8%	323
Weekends only			0.0%	0
			answered question	985
			skipped question	175

How many units are you taking at Ohlone this semester?			Response Percent	Response Count
Less than 6 units			16.1%	159
6-11.5 units			27.1%	267
12-17.5 units			51.8%	510
18 units or more			5.0%	49
			answered question	985
			skipped question	175

How many semesters have you attended Ohlone, including this one?			Response Percent	Response Count
One			17.8%	172
Two			29.1%	281
Three			15.3%	148
Four			14.5%	140
Five or more			23.4%	226
			answered question	967
			skipped question	193

What is your current primary educational goal at Ohlone? (Select only one)			Response Percent	Response Count
Transfer after obtaining AA/AS			46.2%	452
Obtain AA/AS, not transfer			7.8%	76
Transfer without AA/AS			21.4%	209
Obtain vocational degree			0.7%	7
Obtain a certificate			1.7%	17
Maintain certificate or license			0.8%	8
Formulate career plans			2.6%	25
Acquire job skills			1.3%	13
Update job skills			0.9%	9
Basic skills improvement			3.1%	30
GED/high school			1.1%	11
Leisure/Personal enrichment			2.7%	26
Undecided			9.8%	96
			answered question	979
			skipped question	181

Please identify your major. (Select only one)			Response Percent	Response Count
Administration of Justice			3.9%	38
Biotechnology			0.0%	0
Business (including Administration, Accounting)			21.5%	209
Computer Science (including Computer Engineering, Networks)			5.1%	50
Deaf Studies/ASL/Interpreter Prep			0.5%	5
Early Childhood Studies			2.1%	20
English/Journalism			2.7%	26
Exercise Science/Athletic Training			0.6%	6
Entertainment Design Technology/Broadcasting			2.9%	28
Graphic Arts/Multimedia/Interior Design			2.2%	21
Health Sciences (Nursing, PTA, RT)			14.6%	142
Liberal Arts			3.4%	33
Mathematics/Engineering			3.2%	31
Music			0.7%	7
Natural Sciences (including Biology, Chemistry, Physics, Geology)			6.0%	58
Real Estate			0.2%	2
Social Sciences			4.1%	40
Speech Communication			1.8%	17
Undecided			14.3%	139
Other (please specify)			10.3%	100
		answered question		972
		skipped question		188