

Faculty Opinion Survey - Spring 2007

There are sufficient numbers of qualified faculty to support college programs.						
	Strongly 'Yes'	'Yes'	'No'	Strongly 'No'	No opinion	Response Count
Agree?	9.2% (12)	50.0% (65)	21.5% (28)	7.7% (10)	11.5% (15)	130
Important?	66.1% (80)	29.8% (36)	1.7% (2)	0.0% (0)	2.5% (3)	121
	answered question					130
	skipped question					1

College programs and services reflect the mission of Ohlone College.						
	Strongly 'Yes'	'Yes'	'No'	Strongly 'No'	No opinion	Response Count
Agree?	23.3% (30)	65.1% (84)	4.7% (6)	0.0% (0)	7.0% (9)	129
Important?	47.5% (57)	45.0% (54)	2.5% (3)	0.0% (0)	5.0% (6)	120
	answered question					129
	skipped question					2

The program review process is effective in the evaluation of instructional programs.						
	Strongly 'Yes'	'Yes'	'No'	Strongly 'No'	No opinion	Response Count
Agree?	14.1% (18)	43.8% (56)	14.8% (19)	3.1% (4)	24.2% (31)	128
Important?	35.8% (43)	41.7% (50)	5.8% (7)	0.8% (1)	15.8% (19)	120
	answered question					128
	skipped question					3

The program review process is effective in the evaluation of student services.						
	Strongly 'Yes'	'Yes'	'No'	Strongly 'No'	No opinion	Response Count
Agree?	6.2% (8)	38.0% (49)	9.3% (12)	0.8% (1)	45.7% (59)	129
Important?	30.0% (36)	40.0% (48)	3.3% (4)	0.0% (0)	26.7% (32)	120
	answered question					129
	skipped question					2

The information gathered during program review is integrated into my department's planning process.						
	Strongly 'Yes'	'Yes'	'No'	Strongly 'No'	No opinion	Response Count
Agree?	14.8% (19)	38.3% (49)	20.3% (26)	1.6% (2)	25.0% (32)	128
Important?	36.1% (43)	43.7% (52)	5.9% (7)	0.0% (0)	14.3% (17)	119
	answered question					128
	skipped question					3

The administrative structure at the college is effective in supporting college programs.						
	Strongly 'Yes'	'Yes'	'No'	Strongly 'No'	No opinion	Response Count
Agree?	14.1% (18)	56.3% (72)	15.6% (20)	4.7% (6)	9.4% (12)	128
Important?	48.7% (58)	47.1% (56)	0.8% (1)	0.0% (0)	3.4% (4)	119
	answered question					128
	skipped question					3

The College Council is an effective channel for faculty ideas regarding institutional decision making and budget prioritization.						
	Strongly 'Yes'	'Yes'	'No'	Strongly 'No'	No opinion	Response Count
Agree?	10.9% (14)	35.2% (45)	12.5% (16)	3.9% (5)	37.5% (48)	128
Important?	24.4% (29)	46.2% (55)	1.7% (2)	0.8% (1)	26.9% (32)	119
	answered question					128
	skipped question					3

The Faculty Senate effectively represents the views of the faculty in shared governance matters.						
	Strongly 'Yes'	'Yes'	'No'	Strongly 'No'	No opinion	Response Count
Agree?	18.0% (23)	47.7% (61)	12.5% (16)	3.1% (4)	18.8% (24)	128
Important?	40.0% (48)	41.7% (50)	2.5% (3)	0.8% (1)	15.0% (18)	120
	answered question					128
	skipped question					3

I have significant opportunities to be involved in institutional decision making.						
	Strongly 'Yes'	'Yes'	'No'	Strongly 'No'	No opinion	Response Count
Agree?	16.5% (21)	38.6% (49)	27.6% (35)	8.7% (11)	8.7% (11)	127
Important?	34.7% (41)	46.6% (55)	6.8% (8)	0.8% (1)	11.0% (13)	118
	answered question					127
	skipped question					4

Budget priorities are determined by systematic planning.						
	Strongly 'Yes'	'Yes'	'No'	Strongly 'No'	No opinion	Response Count
Agree?	2.3% (3)	33.6% (43)	23.4% (30)	5.5% (7)	35.2% (45)	128
Important?	33.1% (39)	47.5% (56)	2.5% (3)	0.0% (0)	16.9% (20)	118
	answered question					128
	skipped question					3

Institutional planning decisions are based on research data.						
	Strongly 'Yes'	'Yes'	'No'	Strongly 'No'	No opinion	Response Count
Agree?	2.4% (3)	23.8% (30)	17.5% (22)	6.3% (8)	50.0% (63)	126
Important?	23.5% (28)	43.7% (52)	5.9% (7)	0.0% (0)	26.9% (32)	119
	answered question					127
	skipped question					4

The work of the Ohlone College Foundation supports the goals of the College's mission.						
	Strongly 'Yes'	'Yes'	'No'	Strongly 'No'	No opinion	Response Count
Agree?	3.1% (4)	35.9% (46)	8.6% (11)	3.9% (5)	48.4% (62)	128
Important?	20.5% (24)	45.3% (53)	0.0% (0)	0.0% (0)	34.2% (40)	117
	answered question					128
	skipped question					3

Ohlone offers an adequate number and variety of courses and programs.						
	Strongly 'Yes'	'Yes'	'No'	Strongly 'No'	No opinion	Response Count
Agree?	11.1% (14)	74.6% (94)	10.3% (13)	0.8% (1)	3.2% (4)	126
Important?	45.7% (53)	53.4% (62)	0.9% (1)	0.0% (0)	0.0% (0)	116
	answered question					126
	skipped question					5

Ohlone College has a reputation for quality education.						
	Strongly 'Yes'	'Yes'	'No'	Strongly 'No'	No opinion	Response Count
Agree?	23.8% (30)	55.6% (70)	11.1% (14)	0.0% (0)	9.5% (12)	126
Important?	61.5% (72)	36.8% (43)	0.9% (1)	0.0% (0)	0.9% (1)	117
	answered question					126
	skipped question					5

I incorporate technology into my classroom instruction.						
	Strongly 'Yes'	'Yes'	'No'	Strongly 'No'	No opinion	Response Count
Agree?	36.5% (46)	51.6% (65)	8.7% (11)	1.6% (2)	1.6% (2)	126
Important?	36.8% (43)	47.9% (56)	11.1% (13)	0.9% (1)	3.4% (4)	117
	answered question					126
	skipped question					5

I incorporate collaborative learning into my classroom instruction.						
	Strongly 'Yes'	'Yes'	'No'	Strongly 'No'	No opinion	Response Count
Agree?	29.4% (37)	57.1% (72)	11.1% (14)	0.0% (0)	2.4% (3)	126
Important?	36.8% (43)	50.4% (59)	9.4% (11)	0.0% (0)	3.4% (4)	117
	answered question					126
	skipped question					5

Recent changes to technology (WebAdvisor and waitlists, for example) have enabled me to manage my classes more efficiently.						
	Strongly 'Yes'	'Yes'	'No'	Strongly 'No'	No opinion	Response Count
Agree?	24.0% (30)	56.0% (70)	11.2% (14)	2.4% (3)	6.4% (8)	125
Important?	37.4% (43)	53.9% (62)	3.5% (4)	0.0% (0)	5.2% (6)	115
	answered question					125
	skipped question					6

I use WebAdvisor and waitlists to maximize enrollment and retention opportunities in my classes.						
	Strongly 'Yes'	'Yes'	'No'	Strongly 'No'	No opinion	Response Count
Agree?	20.8% (26)	52.8% (66)	15.2% (19)	1.6% (2)	9.6% (12)	125
Important?	29.3% (34)	51.7% (60)	8.6% (10)	0.0% (0)	10.3% (12)	116
	answered question					125
	skipped question					6

I am annually involved in professional development.						
	Strongly 'Yes'	'Yes'	'No'	Strongly 'No'	No opinion	Response Count
Agree?	47.6% (60)	38.9% (49)	9.5% (12)	0.8% (1)	3.2% (4)	126
Important?	49.2% (58)	43.2% (51)	5.1% (6)	0.0% (0)	2.5% (3)	118
	answered question					126
	skipped question					5

The library collection has enough breadth to meet the needs of faculty and students.						
	Strongly 'Yes'	'Yes'	'No'	Strongly 'No'	No opinion	Response Count
Agree?	3.2% (4)	37.1% (46)	22.6% (28)	6.5% (8)	30.6% (38)	124
Important?	39.1% (45)	40.9% (47)	2.6% (3)	0.9% (1)	16.5% (19)	115
	answered question					124
	skipped question					7

The library staff is responsive to faculty input and needs.						
	Strongly 'Yes'	'Yes'	'No'	Strongly 'No'	No opinion	Response Count
Agree?	33.9% (42)	43.5% (54)	2.4% (3)	0.8% (1)	19.4% (24)	124
Important?	38.8% (45)	49.1% (57)	1.7% (2)	0.0% (0)	10.3% (12)	116
	answered question					124
	skipped question					7

I am aware of the services available in the English and Math learning centers and the tutoring center.						
	Strongly 'Yes'	'Yes'	'No'	Strongly 'No'	No opinion	Response Count
Agree?	21.0% (26)	47.6% (59)	25.8% (32)	1.6% (2)	4.0% (5)	124
Important?	36.5% (42)	52.2% (60)	4.3% (5)	0.9% (1)	6.1% (7)	115
	answered question					124
	skipped question					7

My students who have utilized the on-campus tutoring and learning centers have shown improvement in class.						
	Strongly 'Yes'	'Yes'	'No'	Strongly 'No'	No opinion	Response Count
Agree?	14.6% (18)	33.3% (41)	10.6% (13)	0.0% (0)	41.5% (51)	123
Important?	31.0% (35)	46.0% (52)	2.7% (3)	0.0% (0)	20.4% (23)	113
	answered question					123
	skipped question					8

There are sufficient numbers of qualified staff to support college services to the faculty.						
	Strongly 'Yes'	'Yes'	'No'	Strongly 'No'	No opinion	Response Count
Agree?	3.3% (4)	38.2% (47)	37.4% (46)	8.1% (10)	13.0% (16)	123
Important?	34.2% (39)	57.0% (65)	0.0% (0)	0.9% (1)	7.9% (9)	114
	answered question					123
	skipped question					8

I am satisfied with the quality and services provided by Admissions and Records.						
	Strongly 'Yes'	'Yes'	'No'	Strongly 'No'	No opinion	Response Count
Agree?	14.8% (18)	66.4% (81)	8.2% (10)	2.5% (3)	8.2% (10)	122
Important?	36.5% (42)	60.9% (70)	0.0% (0)	0.0% (0)	2.6% (3)	115
	answered question					122
	skipped question					9

I am satisfied with the quality and services provided by Information Technology.						
	Strongly 'Yes'	'Yes'	'No'	Strongly 'No'	No opinion	Response Count
Agree?	8.1% (10)	41.1% (51)	33.9% (42)	8.9% (11)	8.1% (10)	124
Important?	48.3% (56)	44.0% (51)	0.9% (1)	0.9% (1)	6.0% (7)	116
	answered question					124
	skipped question					7

I am satisfied with the quality and services provided by the custodial staff in the upkeep of the restrooms, labs, and classrooms.						
	Strongly 'Yes'	'Yes'	'No'	Strongly 'No'	No opinion	Response Count
Agree?	2.4% (3)	44.4% (55)	29.0% (36)	19.4% (24)	4.8% (6)	124
Important?	38.5% (45)	57.3% (67)	1.7% (2)	0.9% (1)	1.7% (2)	117
	answered question					124
	skipped question					7

I am satisfied with the quality and service available in the cafeteria and vending machines.						
	Strongly 'Yes'	'Yes'	'No'	Strongly 'No'	No opinion	Response Count
Agree?	0.0% (0)	29.5% (36)	25.4% (31)	23.0% (28)	22.1% (27)	122
Important?	24.6% (28)	50.9% (58)	8.8% (10)	2.6% (3)	13.2% (15)	114
	answered question					123
	skipped question					8

I am satisfied with the responsiveness of campus security officers.						
	Strongly 'Yes'	'Yes'	'No'	Strongly 'No'	No opinion	Response Count
Agree?	22.0% (27)	61.8% (76)	4.1% (5)	0.0% (0)	12.2% (15)	123
Important?	52.6% (61)	44.0% (51)	0.9% (1)	0.0% (0)	2.6% (3)	116
	answered question					123
	skipped question					8

I am satisfied with the service to faculty received in the bookstore.						
	Strongly 'Yes'	'Yes'	'No'	Strongly 'No'	No opinion	Response Count
Agree?	12.1% (15)	62.1% (77)	12.9% (16)	2.4% (3)	10.5% (13)	124
Important?	25.2% (29)	69.6% (80)	1.7% (2)	0.0% (0)	3.5% (4)	115
	answered question					124
	skipped question					7

Students receive adequate counseling services.						
	Strongly 'Yes'	'Yes'	'No'	Strongly 'No'	No opinion	Response Count
Agree?	8.2% (10)	41.8% (51)	13.9% (17)	0.8% (1)	35.2% (43)	122
Important?	43.0% (49)	40.4% (46)	0.0% (0)	0.0% (0)	16.7% (19)	114
	answered question					122
	skipped question					9

Student support services make significant contributions to student success.						
	Strongly 'Yes'	'Yes'	'No'	Strongly 'No'	No opinion	Response Count
Agree?	22.0% (27)	43.9% (54)	7.3% (9)	0.0% (0)	26.8% (33)	123
Important?	37.6% (44)	45.3% (53)	1.7% (2)	0.0% (0)	15.4% (18)	117
	answered question					124
	skipped question					7

I feel safe on campus.						
	Strongly 'Yes'	'Yes'	'No'	Strongly 'No'	No opinion	Response Count
Agree?	22.0% (27)	70.7% (87)	6.5% (8)	0.8% (1)	0.0% (0)	123
Important?	59.5% (69)	39.7% (46)	0.9% (1)	0.0% (0)	0.0% (0)	116
	answered question					123
	skipped question					8

Campus facilities are well maintained and provide a comfortable environment.						
	Strongly 'Yes'	'Yes'	'No'	Strongly 'No'	No opinion	Response Count
Agree?	2.4% (3)	49.6% (61)	35.0% (43)	10.6% (13)	2.4% (3)	123
Important?	44.8% (52)	50.9% (59)	3.4% (4)	0.0% (0)	0.9% (1)	116
	answered question					123
	skipped question					8

The campus' landscaped areas are attractive.						
	Strongly 'Yes'	'Yes'	'No'	Strongly 'No'	No opinion	Response Count
Agree?	4.9% (6)	61.0% (75)	26.0% (32)	4.9% (6)	3.3% (4)	123
Important?	28.9% (33)	65.8% (75)	3.5% (4)	0.0% (0)	1.8% (2)	114
	answered question					123
	skipped question					8

The classrooms I use are sufficiently supplied with the equipment needed to support my teaching.						
	Strongly 'Yes'	'Yes'	'No'	Strongly 'No'	No opinion	Response Count
Agree?	6.5% (8)	46.8% (58)	29.8% (37)	11.3% (14)	5.6% (7)	124
Important?	54.8% (63)	40.9% (47)	0.9% (1)	0.9% (1)	2.6% (3)	115
	answered question					124
	skipped question					7

The college has adequate accommodations for people with disabilities.						
	Strongly 'Yes'	'Yes'	'No'	Strongly 'No'	No opinion	Response Count
Agree?	9.8% (12)	43.1% (53)	22.0% (27)	4.1% (5)	21.1% (26)	123
Important?	50.4% (59)	38.5% (45)	1.7% (2)	0.0% (0)	9.4% (11)	117
	<i>answered question</i>					124
	<i>skipped question</i>					7

Search and selection processes are likely to result in hiring personnel who will effectively advance the mission of Ohlone College.						
	Strongly 'Yes'	'Yes'	'No'	Strongly 'No'	No opinion	Response Count
Agree?	8.1% (10)	42.7% (53)	16.1% (20)	9.7% (12)	23.4% (29)	124
Important?	45.6% (52)	42.1% (48)	1.8% (2)	0.9% (1)	9.6% (11)	114
	<i>answered question</i>					124
	<i>skipped question</i>					7

Evaluation processes help improve the quality of employees' job performance.						
	Strongly 'Yes'	'Yes'	'No'	Strongly 'No'	No opinion	Response Count
Agree?	7.3% (9)	52.8% (65)	22.0% (27)	4.9% (6)	13.0% (16)	123
Important?	39.1% (45)	53.9% (62)	1.7% (2)	0.0% (0)	5.2% (6)	115
	<i>answered question</i>					123
	<i>skipped question</i>					8

Ohlone provides sufficient opportunities for professional advancement.						
	Strongly 'Yes'	'Yes'	'No'	Strongly 'No'	No opinion	Response Count
Agree?	11.3% (14)	39.5% (49)	22.6% (28)	9.7% (12)	16.9% (21)	124
Important?	41.7% (48)	46.1% (53)	1.7% (2)	0.9% (1)	9.6% (11)	115
	<i>answered question</i>					124
	<i>skipped question</i>					7

I have experienced good relationships with other instructors at Ohlone.						
	Strongly 'Yes'	'Yes'	'No'	Strongly 'No'	No opinion	Response Count
Agree?	33.1% (41)	62.1% (77)	1.6% (2)	1.6% (2)	1.6% (2)	124
Important?	49.1% (56)	48.2% (55)	0.9% (1)	0.0% (0)	1.8% (2)	114
	<i>answered question</i>					124
	<i>skipped question</i>					7

I have experienced good relationships with the staff at Ohlone.						
	Strongly 'Yes'	'Yes'	'No'	Strongly 'No'	No opinion	Response Count
Agree?	33.1% (41)	63.7% (79)	1.6% (2)	0.0% (0)	1.6% (2)	124
Important?	45.7% (53)	52.6% (61)	0.0% (0)	0.0% (0)	1.7% (2)	116
	<i>answered question</i>					124
	<i>skipped question</i>					7

I have experienced good relationships with the administration at Ohlone.						
	Strongly 'Yes'	'Yes'	'No'	Strongly 'No'	No opinion	Response Count
Agree?	21.0% (26)	67.7% (84)	3.2% (4)	1.6% (2)	6.5% (8)	124
Important?	44.8% (52)	50.0% (58)	0.9% (1)	0.0% (0)	4.3% (5)	116
	<i>answered question</i>					124
	<i>skipped question</i>					7

I have found Ohlone to be a positive and supportive environment in which to work.						
	Strongly 'Yes'	'Yes'	'No'	Strongly 'No'	No opinion	Response Count
Agree?	31.7% (39)	52.0% (64)	6.5% (8)	3.3% (4)	6.5% (8)	123
Important?	55.7% (64)	42.6% (49)	0.0% (0)	0.0% (0)	1.7% (2)	115
	<i>answered question</i>					124
	<i>skipped question</i>					7

The college's policies and practices demonstrate appropriate concern for issues of equity and diversity.						
	Strongly 'Yes'	'Yes'	'No'	Strongly 'No'	No opinion	Response Count
Agree?	19.5% (24)	55.3% (68)	9.8% (12)	4.1% (5)	11.4% (14)	123
Important?	37.9% (44)	52.6% (61)	3.4% (4)	0.0% (0)	6.0% (7)	116
	<i>answered question</i>					124
	<i>skipped question</i>					7



Ohlone College upholds academic freedom.						
	Strongly 'Yes'	'Yes'	'No'	Strongly 'No'	No opinion	Response Count
Agree?	21.8% (27)	62.1% (77)	2.4% (3)	0.0% (0)	13.7% (17)	124
Important?	44.0% (51)	49.1% (57)	0.9% (1)	0.0% (0)	6.0% (7)	116
	<i>answered question</i>					124
	<i>skipped question</i>					7

I would recommend taking classes at Ohlone College.						
	Strongly 'Yes'	'Yes'	'No'	Strongly 'No'	No opinion	Response Count
Agree?	55.6% (69)	41.1% (51)	2.4% (3)	0.0% (0)	0.8% (1)	124
Important?	55.9% (66)	38.1% (45)	2.5% (3)	0.0% (0)	3.4% (4)	118
	<i>answered question</i>					124
	<i>skipped question</i>					7















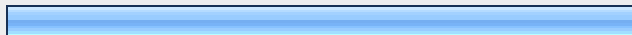


Following is a list of instructional methods. Please check all that apply to methods you used in sections you taught during the 2006 Fall or 2007 Spring semesters.




		Response Percent	Response Count
Blogs/wikis		10.7%	13
Clinicals		9.0%	11
Collaborative projects		58.2%	71
Computer-assisted simulations		37.7%	46
Demonstrations		75.4%	92
Games		36.1%	44
Group discussion		82.0%	100
Group presentations		57.4%	70
Group work		71.3%	87
In-class projects		63.1%	77
Individual presentations		59.8%	73
Lecture		91.8%	112
Lecture and lab		54.9%	67
Multimedia presentations		65.6%	80
Observations		37.7%	46
Online chatrooms, bulletin boards		33.6%	41
Out-of-class projects		54.1%	66
Performance activities		38.5%	47
Podcasts/iTunes		6.6%	8
Practical applications		49.2%	60
Practicum		11.5%	14
Problem-based learning		48.4%	59
Role playing		36.1%	44
Service learning		7.4%	9
Socratic methods		36.1%	44
Supplemental online materials		51.6%	63
Team teaching		27.9%	34




Faculty Opinion Survey - Spring 2007

Workshops/seminars		23.0%	28
Other (please specify)		9.0%	11
		answered question	122
		skipped question	9

Following is a list of student learning assessment methods. Please check all that apply to methods you used in sections taught during the 2006 Fall and 2007 Spring semesters.

		Response Percent	Response Count
Demonstrations		48.8%	59
E-portfolios		8.3%	10
Essay tests		47.9%	58
Fill-in-the-blank tests		50.4%	61
Journals		32.2%	39
Lab notebooks		18.2%	22
Multiple choice tests		62.8%	76
Oral interviews		21.5%	26
Oral performance		26.5%	32
Oral presentations		55.4%	67
Quizzes		80.2%	97
Speeches		11.6%	14
Team presentations		43.0%	52
True-false tests		46.3%	56
Written papers or reports		67.8%	82
Written portfolio		13.2%	16
Other (please specify)		16.5%	20
		answered question	121
		skipped question	10

My faculty status is			Response Percent	Response Count
Full time			69.1%	85
Adjunct			28.5%	35
Temporary full time			2.4%	3
			<i>answered question</i>	123
			<i>skipped question</i>	8

The classes I teach meet			Response Percent	Response Count
Days			43.0%	52
Evenings			6.6%	8
Both day and evening			50.4%	61
			<i>answered question</i>	121
			<i>skipped question</i>	10