

Student Opinion Survey Spring 2007

Ohlone College offers a variety of courses to meet my needs and interests.						
	Strong 'Yes'	'Yes'	'No'	Strong 'No'	No opinion	Response Count
Agree?	21.7% (112)	64.6% (334)	9.1% (47)	1.7% (9)	2.9% (15)	517
Important?	73.1% (375)	26.1% (134)	0.4% (2)	0.4% (2)	0.0% (0)	513
	answered question					519
	skipped question					1

Courses at Ohlone are preparing me for my career or educational goal.						
	Strong 'Yes'	'Yes'	'No'	Strong 'No'	No opinion	Response Count
Agree?	19.9% (103)	63.8% (330)	9.3% (48)	1.5% (8)	5.4% (28)	517
Important?	75.8% (388)	22.7% (116)	1.2% (6)	0.2% (1)	0.2% (1)	512
	answered question					519
	skipped question					1

My instructors are highly skilled teachers and come to classes well prepared.						
	Strong 'Yes'	'Yes'	'No'	Strong 'No'	No opinion	Response Count
Agree?	24.8% (128)	62.6% (323)	6.4% (33)	2.3% (12)	3.9% (20)	516
Important?	75.6% (387)	23.2% (119)	0.8% (4)	0.4% (2)	0.0% (0)	512
	answered question					518
	skipped question					2

My instructors are available to talk with me about my questions and concerns outside of class.						
	Strong 'Yes'	'Yes'	'No'	Strong 'No'	No opinion	Response Count
Agree?	28.0% (145)	56.3% (291)	9.5% (49)	1.2% (6)	5.0% (26)	517
Important?	54.6% (279)	40.7% (208)	4.3% (22)	0.4% (2)	0.0% (0)	511
	answered question					519
	skipped question					1

My instructors have been fair in their grading.						
	Strong 'Yes'	'Yes'	'No'	Strong 'No'	No opinion	Response Count
Agree?	22.8% (118)	60.2% (311)	10.8% (56)	2.5% (13)	3.7% (19)	517
Important?	73.7% (376)	25.3% (129)	0.6% (3)	0.4% (2)	0.0% (0)	510
	<i>answered question</i>					519
	<i>skipped question</i>					1

My instructors give practical examples of how theories apply to real life.						
	Strong 'Yes'	'Yes'	'No'	Strong 'No'	No opinion	Response Count
Agree?	18.7% (96)	53.6% (275)	17.9% (92)	2.9% (15)	6.8% (35)	513
Important?	45.5% (230)	43.9% (222)	10.1% (51)	0.6% (3)	0.0% (0)	506
	<i>answered question</i>					516
	<i>skipped question</i>					4

The quality of instruction is excellent at Ohlone.						
	Strong 'Yes'	'Yes'	'No'	Strong 'No'	No opinion	Response Count
Agree?	11.3% (58)	63.8% (328)	13.2% (68)	2.3% (12)	9.3% (48)	514
Important?	65.6% (334)	31.6% (161)	2.4% (12)	0.4% (2)	0.0% (0)	509
	<i>answered question</i>					519
	<i>skipped question</i>					1

My instructors are responsive to my individual needs.						
	Strong 'Yes'	'Yes'	'No'	Strong 'No'	No opinion	Response Count
Agree?	12.1% (61)	52.2% (263)	22.2% (112)	3.0% (15)	10.5% (53)	504
Important?	48.5% (240)	42.6% (211)	7.7% (38)	1.0% (5)	0.2% (1)	495
	<i>answered question</i>					514
	<i>skipped question</i>					6

My instructors encourage me to be actively involved and participate in class.						
	Strong 'Yes'	'Yes'	'No'	Strong 'No'	No opinion	Response Count
Agree?	18.6% (95)	52.3% (267)	18.0% (92)	3.3% (17)	7.8% (40)	511
Important?	34.3% (173)	44.4% (224)	19.2% (97)	2.0% (10)	0.2% (1)	505
	answered question					516
	skipped question					4

Courses I need are offered at the times that are convenient to my schedule.						
	Strong 'Yes'	'Yes'	'No'	Strong 'No'	No opinion	Response Count
Agree?	14.1% (73)	40.5% (209)	31.0% (160)	9.3% (48)	5.0% (26)	516
Important?	71.7% (364)	26.8% (136)	1.4% (7)	0.2% (1)	0.0% (0)	508
	answered question					518
	skipped question					2

My instructors encourage students to examine different points of view.						
	Strong 'Yes'	'Yes'	'No'	Strong 'No'	No opinion	Response Count
Agree?	16.0% (82)	55.8% (287)	17.3% (89)	2.9% (15)	8.0% (41)	514
Important?	39.8% (203)	45.3% (231)	13.3% (68)	1.4% (7)	0.2% (1)	510
	answered question					517
	skipped question					3

My instructors engage me in learning by using technology in the classroom.						
	Strong 'Yes'	'Yes'	'No'	Strong 'No'	No opinion	Response Count
Agree?	15.5% (80)	41.9% (216)	25.2% (130)	7.2% (37)	10.1% (52)	515
Important?	31.3% (158)	39.6% (200)	25.5% (129)	3.6% (18)	0.0% (0)	505
	answered question					517
	skipped question					3

Sufficient tutoring resources are available in a variety of subjects.						
	Strong 'Yes'	'Yes'	'No'	Strong 'No'	No opinion	Response Count
Agree?	21.5% (111)	44.3% (229)	12.4% (64)	2.9% (15)	19.0% (98)	517
Important?	53.3% (264)	36.6% (181)	7.5% (37)	2.6% (13)	0.0% (0)	495
	answered question					518
	skipped question					2

My grade in a class has improved because I used the on-campus tutoring services.						
	Strong 'Yes'	'Yes'	'No'	Strong 'No'	No opinion	Response Count
Agree?	7.4% (38)	20.9% (108)	20.7% (107)	5.2% (27)	45.7% (236)	516
Important?	38.1% (184)	39.5% (191)	18.0% (87)	3.9% (19)	0.4% (2)	483
	answered question					518
	skipped question					2

The Ohlone library provides me access to the information I need for my assignments.						
	Strong 'Yes'	'Yes'	'No'	Strong 'No'	No opinion	Response Count
Agree?	18.4% (95)	45.2% (233)	11.0% (57)	2.5% (13)	22.9% (118)	516
Important?	51.7% (255)	39.4% (194)	6.9% (34)	1.8% (9)	0.2% (1)	493
	answered question					517
	skipped question					3

The current library hours meet my research and study needs.						
	Strong 'Yes'	'Yes'	'No'	Strong 'No'	No opinion	Response Count
Agree?	21.2% (109)	44.2% (227)	7.8% (40)	4.1% (21)	22.6% (116)	513
Important?	50.6% (252)	36.9% (184)	10.2% (51)	2.2% (11)	0.0% (0)	498
	answered question					516
	skipped question					4

The information provided during Orientation was helpful to me.						
	Strong 'Yes'	'Yes'	'No'	Strong 'No'	No opinion	Response Count
Agree?	10.3% (53)	28.4% (146)	17.5% (90)	6.4% (33)	37.4% (192)	514
Important?	32.4% (157)	39.7% (192)	20.2% (98)	7.2% (35)	0.4% (2)	484
	answered question					517
	skipped question					3

It is convenient, either through WebAdvisor or at the Admissions and Records window, to register for classes.						
	Strong 'Yes'	'Yes'	'No'	Strong 'No'	No opinion	Response Count
Agree?	55.4% (285)	31.1% (160)	6.2% (32)	2.7% (14)	4.5% (23)	514
Important?	76.2% (381)	20.6% (103)	2.6% (13)	0.6% (3)	0.0% (0)	500
	answered question					515
	skipped question					5

Counselors are available when I need to see them.						
	Strong 'Yes'	'Yes'	'No'	Strong 'No'	No opinion	Response Count
Agree?	16.1% (83)	42.1% (217)	17.9% (92)	7.4% (38)	16.5% (85)	515
Important?	64.1% (318)	33.1% (164)	2.0% (10)	0.8% (4)	0.0% (0)	496
	answered question					515
	skipped question					5

There are adequate support services for evening-only students.						
	Strong 'Yes'	'Yes'	'No'	Strong 'No'	No opinion	Response Count
Agree?	5.7% (29)	23.9% (122)	14.1% (72)	4.5% (23)	51.8% (264)	510
Important?	38.0% (181)	38.4% (183)	18.7% (89)	4.4% (21)	0.4% (2)	476
	answered question					515
	skipped question					5

I receive the assistance I need in academic advising and educational planning.						
	Strong 'Yes'	'Yes'	'No'	Strong 'No'	No opinion	Response Count
Agree?	13.1% (67)	43.3% (222)	15.2% (78)	7.2% (37)	21.2% (109)	513
Important?	58.6% (287)	33.5% (164)	5.9% (29)	1.8% (9)	0.2% (1)	490
	answered question					516
	skipped question					4

I am satisfied with the information I receive about career and transfer options.						
	Strong 'Yes'	'Yes'	'No'	Strong 'No'	No opinion	Response Count
Agree?	13.6% (70)	37.0% (190)	22.0% (113)	7.0% (36)	20.4% (105)	514
Important?	65.1% (322)	29.7% (147)	4.2% (21)	1.0% (5)	0.0% (0)	495
	answered question					516
	skipped question					4

The waitlist process has made it more efficient to register for the classes I want.						
	Strong 'Yes'	'Yes'	'No'	Strong 'No'	No opinion	Response Count
Agree?	20.0% (103)	37.9% (195)	9.5% (49)	4.7% (24)	27.8% (143)	514
Important?	53.6% (260)	36.9% (179)	6.8% (33)	2.7% (13)	0.0% (0)	485
	answered question					516
	skipped question					4

I receive satisfactory assistance from the Admissions and Records staff during the registration process.						
	Strong 'Yes'	'Yes'	'No'	Strong 'No'	No opinion	Response Count
Agree?	10.6% (53)	40.6% (202)	14.9% (74)	5.8% (29)	28.1% (140)	498
Important?	49.2% (221)	43.2% (194)	4.2% (19)	2.4% (11)	0.9% (4)	449
	answered question					502
	skipped question					18

The Financial Aid staff provide me with good customer service.						
	Strong 'Yes'	'Yes'	'No'	Strong 'No'	No opinion	Response Count
Agree?	9.0% (46)	27.7% (142)	9.0% (46)	4.5% (23)	49.8% (255)	512
Important?	45.2% (213)	40.3% (190)	10.6% (50)	3.6% (17)	0.2% (1)	471
	answered question					517
	skipped question					3

I am satisfied with the quality and service available in the Cafeteria and the vending machines.						
	Strong 'Yes'	'Yes'	'No'	Strong 'No'	No opinion	Response Count
Agree?	13.9% (71)	38.6% (197)	12.9% (66)	7.6% (39)	27.0% (138)	511
Important?	38.1% (186)	38.5% (188)	19.1% (93)	4.1% (20)	0.2% (1)	488
	answered question					516
	skipped question					4

Campus security officers are responsive.						
	Strong 'Yes'	'Yes'	'No'	Strong 'No'	No opinion	Response Count
Agree?	10.7% (55)	27.9% (143)	11.1% (57)	6.2% (32)	44.1% (226)	513
Important?	51.3% (244)	35.1% (167)	8.8% (42)	4.4% (21)	0.4% (2)	476
	answered question					516
	skipped question					4

I am satisfied with the availability of textbooks in the Bookstore.						
	Strong 'Yes'	'Yes'	'No'	Strong 'No'	No opinion	Response Count
Agree?	12.2% (62)	46.9% (238)	20.5% (104)	11.2% (57)	9.3% (47)	508
Important?	62.4% (307)	32.9% (162)	3.3% (16)	1.0% (5)	0.4% (2)	492
	answered question					514
	skipped question					6

I receive good customer service at the Bookstore.						
	Strong 'Yes'	'Yes'	'No'	Strong 'No'	No opinion	Response Count
Agree?	27.7% (142)	53.3% (273)	7.4% (38)	4.3% (22)	7.2% (37)	512
Important?	46.7% (231)	44.8% (222)	6.9% (34)	1.6% (8)	0.0% (0)	495
	answered question					514
	skipped question					6

I am satisfied with the service received at the Student Health Center.						
	Strong 'Yes'	'Yes'	'No'	Strong 'No'	No opinion	Response Count
Agree?	16.2% (83)	20.9% (107)	2.3% (12)	0.4% (2)	60.2% (308)	512
Important?	48.4% (220)	38.7% (176)	8.4% (38)	4.0% (18)	0.7% (3)	455
	answered question					513
	skipped question					7

My experiences at Ohlone have been consistent with what I expected from college publications and/or college representatives.						
	Strong 'Yes'	'Yes'	'No'	Strong 'No'	No opinion	Response Count
Agree?	20.5% (105)	53.7% (275)	10.9% (56)	2.7% (14)	12.1% (62)	512
Important?	45.2% (222)	47.0% (231)	5.5% (27)	2.2% (11)	0.0% (0)	491
	answered question					514
	skipped question					6

I have found the Ohlone campus to be a positive and supportive environment to pursue an education.						
	Strong 'Yes'	'Yes'	'No'	Strong 'No'	No opinion	Response Count
Agree?	27.5% (141)	55.6% (285)	5.7% (29)	3.5% (18)	7.8% (40)	513
Important?	61.1% (300)	35.6% (175)	2.4% (12)	0.8% (4)	0.0% (0)	491
	answered question					516
	skipped question					4

The student government effectively represents student interests.						
	Strong 'Yes'	'Yes'	'No'	Strong 'No'	No opinion	Response Count
Agree?	6.1% (31)	24.1% (123)	11.4% (58)	6.3% (32)	52.3% (267)	511
Important?	31.8% (146)	42.7% (196)	17.2% (79)	8.1% (37)	0.2% (1)	459
	<i>answered question</i>					514
	<i>skipped question</i>					6

I am interested in events, clubs, and activities if they are offered at a time when I can attend.						
	Strong 'Yes'	'Yes'	'No'	Strong 'No'	No opinion	Response Count
Agree?	11.7% (60)	31.3% (161)	16.5% (85)	8.2% (42)	32.3% (166)	514
Important?	27.4% (130)	34.2% (162)	27.8% (132)	10.3% (49)	0.2% (1)	474
	<i>answered question</i>					515
	<i>skipped question</i>					5

Ohlone College personnel treat all students with equal respect regardless of their age, ancestry, color, disability, gender, marital status, national origin, parental status, race, religion, sexual orientation, or veteran status.						
	Strong 'Yes'	'Yes'	'No'	Strong 'No'	No opinion	Response Count
Agree?	26.8% (137)	48.6% (249)	8.2% (42)	3.9% (20)	12.5% (64)	512
Important?	68.9% (337)	26.6% (130)	3.3% (16)	1.2% (6)	0.0% (0)	489
	<i>answered question</i>					516
	<i>skipped question</i>					4

The faculty and staff at Ohlone are sufficiently diverse to meet the needs of students.						
	Strong 'Yes'	'Yes'	'No'	Strong 'No'	No opinion	Response Count
Agree?	19.6% (101)	58.2% (299)	5.3% (27)	1.2% (6)	15.8% (81)	514
Important?	50.5% (247)	39.3% (192)	8.2% (40)	2.0% (10)	0.0% (0)	489
	<i>answered question</i>					516
	<i>skipped question</i>					4

The College promotes positive interaction among students from diverse backgrounds.						
	Strong 'Yes'	'Yes'	'No'	Strong 'No'	No opinion	Response Count
Agree?	21.1% (108)	49.5% (254)	7.8% (40)	1.8% (9)	19.9% (102)	513
Important?	45.2% (220)	42.7% (208)	9.4% (46)	2.7% (13)	0.0% (0)	487
	<i>answered question</i>					515
	<i>skipped question</i>					5

The College policies and practices demonstrate appropriate concern for issues of equity and diversity.						
	Strong 'Yes'	'Yes'	'No'	Strong 'No'	No opinion	Response Count
Agree?	18.4% (94)	50.2% (256)	4.3% (22)	1.6% (8)	25.5% (130)	510
Important?	46.9% (222)	43.8% (207)	6.8% (32)	2.3% (11)	0.2% (1)	473
	<i>answered question</i>					513
	<i>skipped question</i>					7

I have been made to feel comfortable here by staff and other students.						
	Strong 'Yes'	'Yes'	'No'	Strong 'No'	No opinion	Response Count
Agree?	23.3% (120)	55.6% (286)	6.2% (32)	2.9% (15)	11.9% (61)	514
Important?	53.9% (263)	40.4% (197)	4.5% (22)	1.2% (6)	0.0% (0)	488
	<i>answered question</i>					516
	<i>skipped question</i>					4



Campus facilities are well-maintained and provide a comfortable environment.						
	Strong 'Yes'	'Yes'	'No'	Strong 'No'	No opinion	Response Count
Agree?	20.3% (104)	51.9% (266)	14.8% (76)	4.9% (25)	8.2% (42)	513
Important?	55.1% (271)	40.4% (199)	3.5% (17)	1.0% (5)	0.0% (0)	492
	<i>answered question</i>					515
	<i>skipped question</i>					5



The campus' landscaped areas are attractive.						
	Strong 'Yes'	'Yes'	'No'	Strong 'No'	No opinion	Response Count
Agree?	20.4% (105)	39.9% (205)	17.1% (88)	9.3% (48)	13.2% (68)	514
Important?	35.8% (175)	39.7% (194)	18.0% (88)	6.3% (31)	0.2% (1)	489
	answered question					516
	skipped question					4



I feel safe on campus.						
	Strong 'Yes'	'Yes'	'No'	Strong 'No'	No opinion	Response Count
Agree?	30.2% (155)	52.6% (270)	7.2% (37)	2.7% (14)	7.2% (37)	513
Important?	67.1% (331)	28.8% (142)	2.6% (13)	1.2% (6)	0.2% (1)	493
	answered question					515
	skipped question					5






I would recommend taking classes at Ohlone.						
	Strong 'Yes'	'Yes'	'No'	Strong 'No'	No opinion	Response Count
Agree?	34.0% (175)	50.8% (261)	4.1% (21)	3.5% (18)	7.6% (39)	514
Important?	50.7% (247)	40.9% (199)	6.2% (30)	2.3% (11)	0.0% (0)	487
	answered question					517
	skipped question					3

If I had it to do over again, I would attend Ohlone.						
	Strong 'Yes'	'Yes'	'No'	Strong 'No'	No opinion	Response Count
Agree?	28.8% (148)	38.2% (196)	9.0% (46)	7.2% (37)	16.8% (86)	513
Important?	44.2% (214)	39.9% (193)	11.6% (56)	4.3% (21)	0.0% (0)	484
	answered question					515
	skipped question					5



I have completed a Student Educational Plan (SEP) with the Counseling Department.			Response Percent	Response Count
Yes			37.2%	185
No			62.8%	312
			<i>answered question</i>	497
			<i>skipped question</i>	23

If you answered 'Yes,' please complete the following: My SEP minimizes class conflicts at registration.			Response Percent	Response Count
Yes			46.7%	140
No			53.3%	160
			<i>answered question</i>	300
			<i>skipped question</i>	220

I took all the classes recommended on my SEP.			Response Percent	Response Count
Yes			43.7%	124
No			56.3%	160
			<i>answered question</i>	284
			<i>skipped question</i>	236













If you answered 'No,' please share with us your reasons:			Response Percent	Response Count
Scheduling conflicts between recommended classes			44.5%	65
Recommended class conflicted with another class I wanted to take			29.5%	43
Recommended class conflicted with other responsibilities (work, etc.) in my schedule			34.3%	50
I have chosen not to follow my SEP			28.1%	41
Other (please specify)			2.1%	3
			answered question	146
			skipped question	374



Pick the top 3 items from this survey, write down the item number, and tell us why the item was of importance or concern. Please add suggestions for improvement.			Response Count
			268
			answered question
			268
			skipped question
			252







What is your gender?			Response Percent	Response Count
Female			50.1%	259
Male			49.9%	258
			answered question	517
			skipped question	3










What is your age?			Response Percent	Response Count
Under 18			4.2%	22
18-20			95.8%	498
21-24			0.0%	0
25-29			0.0%	0
30-39			0.0%	0
40-49			0.0%	0
50-59			0.0%	0
60+			0.0%	0
			answered question	520
			skipped question	0




What is your primary ethnicity?			Response Percent	Response Count
African American/Black			2.5%	13
Asian			27.5%	142
Filipino			11.6%	60
Hispanic/Latino			13.8%	71
Middle Eastern			4.8%	25
Native American			0.4%	2
Pacific Islander			2.7%	14
White			27.9%	144
Decline to state			4.7%	24
Other (please specify)			4.1%	21
			answered question	516
			skipped question	4




What is the primary language spoken in your home?			Response Percent	Response Count
English			70.1%	361
Arabic			1.4%	7
Chinese			6.2%	32
Farsi			2.1%	11
Hindi			1.9%	10
Japanese			0.2%	1
Korean			0.8%	4
Russian			0.6%	3
Spanish			4.1%	21
Tagalog			2.9%	15
Vietnamese			2.1%	11
Other (please specify)			7.6%	39
			answered question	515
			skipped question	5





Do you have a disability?			Response Percent	Response Count
Yes			4.3%	21
No			95.7%	467
			answered question	488
			skipped question	32






What is your current employment status?			Response Percent	Response Count
Not employed			34.8%	181
Part-time (less than 10 hours a week)			9.4%	49
Part-time (10-19 hours a week)			24.0%	125
Part-time (20-29 hours a week)			21.2%	110
Full-time (30-40 hours a week)			8.7%	45
More than full-time (more than 40 hours a week)			1.9%	10
			<i>answered question</i>	520
			<i>skipped question</i>	0













What was your total family income last year?			Response Percent	Response Count
\$0 - \$19,999			9.5%	45
\$20,000 - \$39,999			8.4%	40
\$40,000 - \$59,999			5.7%	27
\$60,000 - \$74,999			7.0%	33
\$75,000 - \$99,999			8.6%	41
\$100,000 - \$149,000			9.3%	44
\$150,000 - \$199,000			5.9%	28
\$200,000 or more			3.2%	15
Decline to state			42.5%	202
			<i>answered question</i>	475
			<i>skipped question</i>	45

Where are you currently taking Ohlone classes?			Response Percent	Response Count
Fremont campus only			90.5%	468
Newark area only			0.8%	4
Both Fremont campus and Newark area			8.7%	45
			answered question	517
			skipped question	3

When are you primarily attending Ohlone classes this semester?			Response Percent	Response Count
Day only			60.0%	309
Evening only			5.4%	28
Day and evening			34.6%	178
Weekends only			0.0%	0
			answered question	515
			skipped question	5

How many units are you taking at Ohlone this semester?			Response Percent	Response Count
Less than 6 units			4.3%	22
6-11.5 units			19.0%	98
12-17.5 units			69.4%	358
18 units or more			7.4%	38
			answered question	516
			skipped question	4

How many semesters have you attended Ohlone, including this one?			Response Percent	Response Count
One			17.3%	88
Two			38.7%	197
Three			14.0%	71
Four			17.9%	91
Five or more			12.2%	62
			answered question	509
			skipped question	11

What is your current primary educational goal at Ohlone? (Select only one)			Response Percent	Response Count
Transfer after obtaining AA/AS			52.9%	271
Obtain AA/AS, not transfer			3.7%	19
Transfer without AA/AS			25.2%	129
Obtain vocational degree			0.2%	1
Obtain a certificate			0.4%	2
Maintain certificate or license			0.4%	2
Formulate career plans			1.2%	6
Acquire job skills			0.4%	2
Update job skills			0.0%	0
Basic skills improvement			1.0%	5
GED/high school			1.6%	8
Leisure/Personal enrichment			1.2%	6
Undecided			11.9%	61
			answered question	512
			skipped question	8

Please identify your major. (Select only one)			Response Percent	Response Count
Administration of Justice			5.5%	28
Biotechnology			0.0%	0
Business (including Administration, Accounting)			21.0%	106
Computer Science (including Computer Engineering, Networks)			3.6%	18
Deaf Studies/ASL/Interpreter Prep			0.6%	3
Early Childhood Studies			1.4%	7
English/Journalism			3.0%	15
Exercise Science/Athletic Training			1.0%	5
Entertainment Design Technology/Broadcasting			2.6%	13
Graphic Arts/Multimedia/Interior Design			2.8%	14
Health Sciences (Nursing, PTA, RT)			8.5%	43
Liberal Arts			3.6%	18
Mathematics/Engineering			4.4%	22
Music			0.6%	3
Natural Sciences (including Biology, Chemistry, Physics, Geology)			5.7%	29
Real Estate			0.2%	1
Social Sciences			4.2%	21
Speech Communication			1.8%	9
Undecided			19.4%	98
Other (please specify)			10.5%	53
		answered question		506
		skipped question		14