

Faculty Opinion Survey - Spring 2007

There are sufficient numbers of qualified faculty to support college programs.						
	Strongly 'Yes'	'Yes'	'No'	Strongly 'No'	No opinion	Response Count
Agree?	8.6% (3)	37.1% (13)	17.1% (6)	11.4% (4)	25.7% (9)	35
Important?	57.6% (19)	39.4% (13)	0.0% (0)	0.0% (0)	3.0% (1)	33
	answered question					35
	skipped question					0

College programs and services reflect the mission of Ohlone College.						
	Strongly 'Yes'	'Yes'	'No'	Strongly 'No'	No opinion	Response Count
Agree?	14.3% (5)	68.6% (24)	5.7% (2)	0.0% (0)	11.4% (4)	35
Important?	42.4% (14)	54.5% (18)	0.0% (0)	0.0% (0)	3.0% (1)	33
	answered question					35
	skipped question					0

The program review process is effective in the evaluation of instructional programs.						
	Strongly 'Yes'	'Yes'	'No'	Strongly 'No'	No opinion	Response Count
Agree?	11.4% (4)	31.4% (11)	5.7% (2)	2.9% (1)	48.6% (17)	35
Important?	30.3% (10)	42.4% (14)	0.0% (0)	0.0% (0)	27.3% (9)	33
	answered question					35
	skipped question					0

The program review process is effective in the evaluation of student services.						
	Strongly 'Yes'	'Yes'	'No'	Strongly 'No'	No opinion	Response Count
Agree?	5.7% (2)	25.7% (9)	5.7% (2)	2.9% (1)	60.0% (21)	35
Important?	21.2% (7)	42.4% (14)	0.0% (0)	0.0% (0)	36.4% (12)	33
	answered question					35
	skipped question					0

The information gathered during program review is integrated into my department's planning process.						
	Strongly 'Yes'	'Yes'	'No'	Strongly 'No'	No opinion	Response Count
Agree?	8.6% (3)	20.0% (7)	20.0% (7)	0.0% (0)	51.4% (18)	35
Important?	24.2% (8)	42.4% (14)	3.0% (1)	0.0% (0)	30.3% (10)	33
	answered question					35
	skipped question					0

The administrative structure at the college is effective in supporting college programs.						
	Strongly 'Yes'	'Yes'	'No'	Strongly 'No'	No opinion	Response Count
Agree?	5.7% (2)	51.4% (18)	11.4% (4)	5.7% (2)	25.7% (9)	35
Important?	33.3% (11)	57.6% (19)	3.0% (1)	0.0% (0)	6.1% (2)	33
	answered question					35
	skipped question					0

The College Council is an effective channel for faculty ideas regarding institutional decision making and budget prioritization.						
	Strongly 'Yes'	'Yes'	'No'	Strongly 'No'	No opinion	Response Count
Agree?	2.9% (1)	25.7% (9)	8.6% (3)	5.7% (2)	57.1% (20)	35
Important?	12.1% (4)	48.5% (16)	0.0% (0)	3.0% (1)	36.4% (12)	33
	answered question					35
	skipped question					0

The Faculty Senate effectively represents the views of the faculty in shared governance matters.						
	Strongly 'Yes'	'Yes'	'No'	Strongly 'No'	No opinion	Response Count
Agree?	5.7% (2)	25.7% (9)	22.9% (8)	8.6% (3)	37.1% (13)	35
Important?	27.3% (9)	33.3% (11)	6.1% (2)	3.0% (1)	30.3% (10)	33
	answered question					35
	skipped question					0

I have significant opportunities to be involved in institutional decision making.						
	Strongly 'Yes'	'Yes'	'No'	Strongly 'No'	No opinion	Response Count
Agree?	2.9% (1)	22.9% (8)	45.7% (16)	17.1% (6)	11.4% (4)	35
Important?	21.2% (7)	45.5% (15)	9.1% (3)	3.0% (1)	21.2% (7)	33
	answered question					35
	skipped question					0

Budget priorities are determined by systematic planning.						
	Strongly 'Yes'	'Yes'	'No'	Strongly 'No'	No opinion	Response Count
Agree?	2.9% (1)	20.0% (7)	8.6% (3)	8.6% (3)	60.0% (21)	35
Important?	17.6% (6)	50.0% (17)	0.0% (0)	0.0% (0)	32.4% (11)	34
	answered question					35
	skipped question					0

Institutional planning decisions are based on research data.						
	Strongly 'Yes'	'Yes'	'No'	Strongly 'No'	No opinion	Response Count
Agree?	2.9% (1)	14.7% (5)	5.9% (2)	2.9% (1)	73.5% (25)	34
Important?	11.8% (4)	44.1% (15)	5.9% (2)	0.0% (0)	38.2% (13)	34
	answered question					35
	skipped question					0

The work of the Ohlone College Foundation supports the goals of the College's mission.						
	Strongly 'Yes'	'Yes'	'No'	Strongly 'No'	No opinion	Response Count
Agree?	0.0% (0)	34.3% (12)	0.0% (0)	0.0% (0)	65.7% (23)	35
Important?	12.1% (4)	42.4% (14)	0.0% (0)	0.0% (0)	45.5% (15)	33
	answered question					35
	skipped question					0

Ohlone offers an adequate number and variety of courses and programs.						
	Strongly 'Yes'	'Yes'	'No'	Strongly 'No'	No opinion	Response Count
Agree?	5.7% (2)	68.6% (24)	11.4% (4)	2.9% (1)	11.4% (4)	35
Important?	32.4% (11)	64.7% (22)	2.9% (1)	0.0% (0)	0.0% (0)	34
	answered question					35
	skipped question					0

Ohlone College has a reputation for quality education.						
	Strongly 'Yes'	'Yes'	'No'	Strongly 'No'	No opinion	Response Count
Agree?	8.6% (3)	54.3% (19)	20.0% (7)	0.0% (0)	17.1% (6)	35
Important?	47.1% (16)	47.1% (16)	2.9% (1)	0.0% (0)	2.9% (1)	34
	answered question					35
	skipped question					0

I incorporate technology into my classroom instruction.						
	Strongly 'Yes'	'Yes'	'No'	Strongly 'No'	No opinion	Response Count
Agree?	25.7% (9)	57.1% (20)	14.3% (5)	2.9% (1)	0.0% (0)	35
Important?	32.4% (11)	50.0% (17)	14.7% (5)	0.0% (0)	2.9% (1)	34
	answered question					35
	skipped question					0

I incorporate collaborative learning into my classroom instruction.						
	Strongly 'Yes'	'Yes'	'No'	Strongly 'No'	No opinion	Response Count
Agree?	22.9% (8)	65.7% (23)	8.6% (3)	0.0% (0)	2.9% (1)	35
Important?	32.4% (11)	61.8% (21)	2.9% (1)	0.0% (0)	2.9% (1)	34
	answered question					35
	skipped question					0

Recent changes to technology (WebAdvisor and waitlists, for example) have enabled me to manage my classes more efficiently.						
	Strongly 'Yes'	'Yes'	'No'	Strongly 'No'	No opinion	Response Count
Agree?	23.5% (8)	50.0% (17)	17.6% (6)	2.9% (1)	5.9% (2)	34
Important?	34.4% (11)	53.1% (17)	3.1% (1)	0.0% (0)	9.4% (3)	32
	answered question					34
	skipped question					1

I use WebAdvisor and waitlists to maximize enrollment and retention opportunities in my classes.						
	Strongly 'Yes'	'Yes'	'No'	Strongly 'No'	No opinion	Response Count
Agree?	17.1% (6)	51.4% (18)	17.1% (6)	2.9% (1)	11.4% (4)	35
Important?	20.6% (7)	58.8% (20)	5.9% (2)	0.0% (0)	14.7% (5)	34
	answered question					35
	skipped question					0

I am annually involved in professional development.						
	Strongly 'Yes'	'Yes'	'No'	Strongly 'No'	No opinion	Response Count
Agree?	20.0% (7)	34.3% (12)	31.4% (11)	2.9% (1)	11.4% (4)	35
Important?	29.4% (10)	47.1% (16)	14.7% (5)	0.0% (0)	8.8% (3)	34
	answered question					35
	skipped question					0

The library collection has enough breadth to meet the needs of faculty and students.						
	Strongly 'Yes'	'Yes'	'No'	Strongly 'No'	No opinion	Response Count
Agree?	0.0% (0)	25.7% (9)	28.6% (10)	5.7% (2)	40.0% (14)	35
Important?	30.3% (10)	45.5% (15)	3.0% (1)	0.0% (0)	21.2% (7)	33
	answered question					35
	skipped question					0

The library staff is responsive to faculty input and needs.						
	Strongly 'Yes'	'Yes'	'No'	Strongly 'No'	No opinion	Response Count
Agree?	14.3% (5)	42.9% (15)	0.0% (0)	0.0% (0)	42.9% (15)	35
Important?	21.2% (7)	54.5% (18)	3.0% (1)	0.0% (0)	21.2% (7)	33
	answered question					35
	skipped question					0

I am aware of the services available in the English and Math learning centers and the tutoring center.						
	Strongly 'Yes'	'Yes'	'No'	Strongly 'No'	No opinion	Response Count
Agree?	5.7% (2)	48.6% (17)	34.3% (12)	2.9% (1)	8.6% (3)	35
Important?	24.2% (8)	54.5% (18)	12.1% (4)	3.0% (1)	6.1% (2)	33
	answered question					35
	skipped question					0

My students who have utilized the on-campus tutoring and learning centers have shown improvement in class.						
	Strongly 'Yes'	'Yes'	'No'	Strongly 'No'	No opinion	Response Count
Agree?	2.9% (1)	34.3% (12)	11.4% (4)	0.0% (0)	51.4% (18)	35
Important?	14.7% (5)	58.8% (20)	0.0% (0)	0.0% (0)	26.5% (9)	34
	answered question					35
	skipped question					0

There are sufficient numbers of qualified staff to support college services to the faculty.						
	Strongly 'Yes'	'Yes'	'No'	Strongly 'No'	No opinion	Response Count
Agree?	5.7% (2)	34.3% (12)	25.7% (9)	11.4% (4)	22.9% (8)	35
Important?	23.5% (8)	58.8% (20)	0.0% (0)	2.9% (1)	14.7% (5)	34
	answered question					35
	skipped question					0

I am satisfied with the quality and services provided by Admissions and Records.						
	Strongly 'Yes'	'Yes'	'No'	Strongly 'No'	No opinion	Response Count
Agree?	14.7% (5)	52.9% (18)	11.8% (4)	5.9% (2)	14.7% (5)	34
Important?	30.3% (10)	63.6% (21)	0.0% (0)	0.0% (0)	6.1% (2)	33
	answered question					34
	skipped question					1

I am satisfied with the quality and services provided by Information Technology.						
	Strongly 'Yes'	'Yes'	'No'	Strongly 'No'	No opinion	Response Count
Agree?	11.4% (4)	34.3% (12)	25.7% (9)	2.9% (1)	25.7% (9)	35
Important?	30.3% (10)	48.5% (16)	3.0% (1)	0.0% (0)	18.2% (6)	33
	answered question					35
	skipped question					0

I am satisfied with the quality and services provided by the custodial staff in the upkeep of the restrooms, labs, and classrooms.						
	Strongly 'Yes'	'Yes'	'No'	Strongly 'No'	No opinion	Response Count
Agree?	5.7% (2)	57.1% (20)	17.1% (6)	11.4% (4)	8.6% (3)	35
Important?	32.4% (11)	61.8% (21)	2.9% (1)	0.0% (0)	2.9% (1)	34
	answered question					35
	skipped question					0

I am satisfied with the quality and service available in the cafeteria and vending machines.						
	Strongly 'Yes'	'Yes'	'No'	Strongly 'No'	No opinion	Response Count
Agree?	0.0% (0)	28.6% (10)	17.1% (6)	8.6% (3)	45.7% (16)	35
Important?	0.0% (0)	51.5% (17)	18.2% (6)	0.0% (0)	30.3% (10)	33
	answered question					35
	skipped question					0

I am satisfied with the responsiveness of campus security officers.						
	Strongly 'Yes'	'Yes'	'No'	Strongly 'No'	No opinion	Response Count
Agree?	14.3% (5)	57.1% (20)	2.9% (1)	0.0% (0)	25.7% (9)	35
Important?	44.1% (15)	50.0% (17)	0.0% (0)	0.0% (0)	5.9% (2)	34
	answered question					35
	skipped question					0

I am satisfied with the service to faculty received in the bookstore.						
	Strongly 'Yes'	'Yes'	'No'	Strongly 'No'	No opinion	Response Count
Agree?	8.6% (3)	51.4% (18)	14.3% (5)	2.9% (1)	22.9% (8)	35
Important?	15.2% (5)	72.7% (24)	0.0% (0)	0.0% (0)	12.1% (4)	33
	answered question					35
	skipped question					0

Students receive adequate counseling services.						
	Strongly 'Yes'	'Yes'	'No'	Strongly 'No'	No opinion	Response Count
Agree?	2.9% (1)	23.5% (8)	23.5% (8)	0.0% (0)	50.0% (17)	34
Important?	33.3% (11)	42.4% (14)	0.0% (0)	0.0% (0)	24.2% (8)	33
	answered question					34
	skipped question					1

Student support services make significant contributions to student success.						
	Strongly 'Yes'	'Yes'	'No'	Strongly 'No'	No opinion	Response Count
Agree?	17.1% (6)	40.0% (14)	11.4% (4)	0.0% (0)	31.4% (11)	35
Important?	26.5% (9)	55.9% (19)	2.9% (1)	0.0% (0)	14.7% (5)	34
	answered question					35
	skipped question					0

I feel safe on campus.						
	Strongly 'Yes'	'Yes'	'No'	Strongly 'No'	No opinion	Response Count
Agree?	17.1% (6)	82.9% (29)	0.0% (0)	0.0% (0)	0.0% (0)	35
Important?	50.0% (17)	50.0% (17)	0.0% (0)	0.0% (0)	0.0% (0)	34
	answered question					35
	skipped question					0

Campus facilities are well maintained and provide a comfortable environment.						
	Strongly 'Yes'	'Yes'	'No'	Strongly 'No'	No opinion	Response Count
Agree?	5.7% (2)	54.3% (19)	20.0% (7)	11.4% (4)	8.6% (3)	35
Important?	41.2% (14)	52.9% (18)	2.9% (1)	0.0% (0)	2.9% (1)	34
	answered question					35
	skipped question					0

The campus' landscaped areas are attractive.						
	Strongly 'Yes'	'Yes'	'No'	Strongly 'No'	No opinion	Response Count
Agree?	8.6% (3)	57.1% (20)	20.0% (7)	5.7% (2)	8.6% (3)	35
Important?	15.2% (5)	69.7% (23)	12.1% (4)	0.0% (0)	3.0% (1)	33
	answered question					35
	skipped question					0

The classrooms I use are sufficiently supplied with the equipment needed to support my teaching.						
	Strongly 'Yes'	'Yes'	'No'	Strongly 'No'	No opinion	Response Count
Agree?	5.7% (2)	40.0% (14)	34.3% (12)	17.1% (6)	2.9% (1)	35
Important?	48.5% (16)	45.5% (15)	0.0% (0)	3.0% (1)	3.0% (1)	33
	answered question					35
	skipped question					0

The college has adequate accommodations for people with disabilities.						
	Strongly 'Yes'	'Yes'	'No'	Strongly 'No'	No opinion	Response Count
Agree?	5.7% (2)	45.7% (16)	17.1% (6)	0.0% (0)	31.4% (11)	35
Important?	35.3% (12)	50.0% (17)	0.0% (0)	0.0% (0)	14.7% (5)	34
	<i>answered question</i>					35
	<i>skipped question</i>					0

Search and selection processes are likely to result in hiring personnel who will effectively advance the mission of Ohlone College.						
	Strongly 'Yes'	'Yes'	'No'	Strongly 'No'	No opinion	Response Count
Agree?	8.6% (3)	28.6% (10)	14.3% (5)	11.4% (4)	37.1% (13)	35
Important?	31.3% (10)	53.1% (17)	0.0% (0)	3.1% (1)	12.5% (4)	32
	<i>answered question</i>					35
	<i>skipped question</i>					0

Evaluation processes help improve the quality of employees' job performance.						
	Strongly 'Yes'	'Yes'	'No'	Strongly 'No'	No opinion	Response Count
Agree?	8.6% (3)	48.6% (17)	14.3% (5)	5.7% (2)	22.9% (8)	35
Important?	38.2% (13)	55.9% (19)	0.0% (0)	0.0% (0)	5.9% (2)	34
	<i>answered question</i>					35
	<i>skipped question</i>					0

Ohlone provides sufficient opportunities for professional advancement.						
	Strongly 'Yes'	'Yes'	'No'	Strongly 'No'	No opinion	Response Count
Agree?	5.7% (2)	20.0% (7)	25.7% (9)	20.0% (7)	28.6% (10)	35
Important?	45.5% (15)	39.4% (13)	3.0% (1)	3.0% (1)	9.1% (3)	33
	<i>answered question</i>					35
	<i>skipped question</i>					0

I have experienced good relationships with other instructors at Ohlone.						
	Strongly 'Yes'	'Yes'	'No'	Strongly 'No'	No opinion	Response Count
Agree?	22.9% (8)	68.6% (24)	2.9% (1)	2.9% (1)	2.9% (1)	35
Important?	45.5% (15)	48.5% (16)	3.0% (1)	0.0% (0)	3.0% (1)	33
	answered question					35
	skipped question					0

I have experienced good relationships with the staff at Ohlone.						
	Strongly 'Yes'	'Yes'	'No'	Strongly 'No'	No opinion	Response Count
Agree?	22.9% (8)	68.6% (24)	5.7% (2)	0.0% (0)	2.9% (1)	35
Important?	47.1% (16)	50.0% (17)	0.0% (0)	0.0% (0)	2.9% (1)	34
	answered question					35
	skipped question					0

I have experienced good relationships with the administration at Ohlone.						
	Strongly 'Yes'	'Yes'	'No'	Strongly 'No'	No opinion	Response Count
Agree?	14.3% (5)	71.4% (25)	2.9% (1)	0.0% (0)	11.4% (4)	35
Important?	38.2% (13)	55.9% (19)	0.0% (0)	0.0% (0)	5.9% (2)	34
	answered question					35
	skipped question					0

I have found Ohlone to be a positive and supportive environment in which to work.						
	Strongly 'Yes'	'Yes'	'No'	Strongly 'No'	No opinion	Response Count
Agree?	20.0% (7)	48.6% (17)	14.3% (5)	2.9% (1)	14.3% (5)	35
Important?	45.5% (15)	51.5% (17)	0.0% (0)	0.0% (0)	3.0% (1)	33
	answered question					35
	skipped question					0



The college's policies and practices demonstrate appropriate concern for issues of equity and diversity.						
	Strongly 'Yes'	'Yes'	'No'	Strongly 'No'	No opinion	Response Count
Agree?	8.6% (3)	48.6% (17)	14.3% (5)	8.6% (3)	20.0% (7)	35
Important?	36.4% (12)	48.5% (16)	3.0% (1)	0.0% (0)	12.1% (4)	33
	<i>answered question</i>					35
	<i>skipped question</i>					0

Ohlone College upholds academic freedom.						
	Strongly 'Yes'	'Yes'	'No'	Strongly 'No'	No opinion	Response Count
Agree?	8.6% (3)	60.0% (21)	2.9% (1)	0.0% (0)	28.6% (10)	35
Important?	26.5% (9)	55.9% (19)	2.9% (1)	0.0% (0)	14.7% (5)	34
	<i>answered question</i>					35
	<i>skipped question</i>					0














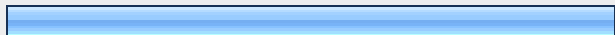


I would recommend taking classes at Ohlone College.						
	Strongly 'Yes'	'Yes'	'No'	Strongly 'No'	No opinion	Response Count
Agree?	37.1% (13)	54.3% (19)	8.6% (3)	0.0% (0)	0.0% (0)	35
Important?	47.1% (16)	44.1% (15)	5.9% (2)	0.0% (0)	2.9% (1)	34
	<i>answered question</i>					35
	<i>skipped question</i>					0




Following is a list of instructional methods. Please check all that apply to methods you used in sections you taught during the 2006 Fall or 2007 Spring semesters.




		Response Percent	Response Count
Blogs/wikis		8.6%	3
Clinicals		2.9%	1
Collaborative projects		54.3%	19
Computer-assisted simulations		45.7%	16
Demonstrations		77.1%	27
Games		40.0%	14
Group discussion		80.0%	28
Group presentations		57.1%	20
Group work		77.1%	27
In-class projects		54.3%	19
Individual presentations		68.6%	24
Lecture		94.3%	33
Lecture and lab		45.7%	16
Multimedia presentations		68.6%	24
Observations		37.1%	13
Online chatrooms, bulletin boards		25.7%	9
Out-of-class projects		51.4%	18
Performance activities		42.9%	15
Podcasts/iTunes		2.9%	1
Practical applications		48.6%	17
Practicum		14.3%	5
Problem-based learning		48.6%	17
Role playing		31.4%	11
Service learning		5.7%	2
Socratic methods		37.1%	13
Supplemental online materials		48.6%	17
Team teaching		8.6%	3

Workshops/seminars		11.4%	4
Other (please specify)		5.7%	2
		answered question	35
		skipped question	0

Following is a list of student learning assessment methods. Please check all that apply to methods you used in sections taught during the 2006 Fall and 2007 Spring semesters.

		Response Percent	Response Count
Demonstrations		45.7%	16
E-portfolios		0.0%	0
Essay tests		54.3%	19
Fill-in-the-blank tests		45.7%	16
Journals		25.7%	9
Lab notebooks		25.7%	9
Multiple choice tests		74.3%	26
Oral interviews		20.0%	7
Oral performance		28.6%	10
Oral presentations		54.3%	19
Quizzes		80.0%	28
Speeches		11.4%	4
Team presentations		40.0%	14
True-false tests		62.9%	22
Written papers or reports		65.7%	23
Written portfolio		5.7%	2
Other (please specify)		14.3%	5
		answered question	35
		skipped question	0

My faculty status is			Response Percent	Response Count
Full time		0.0%	0	
Adjunct		100.0%	35	
Temporary full time		0.0%	0	
			<i>answered question</i>	35
			<i>skipped question</i>	0

The classes I teach meet			Response Percent	Response Count
Days		25.7%	9	
Evenings		20.0%	7	
Both day and evening		54.3%	19	
			<i>answered question</i>	35
			<i>skipped question</i>	0